



# MINISTRY OF RURAL DEVELOPMENT

## National Rurban Mission

**NRuM**

## ANDHRA PRADESH

### ANALYSIS OF INTEGRATED CLUSTER ACTION PLANS- 5 clusters

	Name of Cluster	Name of Sub District	Name of District
1	Singarayakonda	Kondapi	Prakasam
2	Kuppam	Kuppam	Chittoor
3	Venkatachalam	Venkatachalam	SPSR Nellore
4	Kambadur	Kalyanadurgam	Anantapur
5	Araku Valley (T)	Araku (T)	Visakhapatnam (T)

# ANDHRA PRADESH- 5 ICAPs SUMMARY

(₹ in crores)

Sl. No	Name of the Cluster	Investment Estimated	30% of Investment Required -	CGF Required	Resources mobilized through Convergence	1 <sup>st</sup> instalment to be released
1	Singarayakonda	115.15	34.55	33.44	81.71	9.00
2	Kuppam	108.79	32.64	30.00	78.79	9.00
3	Venkatachalam	118.89	35.67	30.00	88.89	9.00
4	Kambadur	127.59	38.28	30.13	97.46	9.00
5	<b>Arakku</b>	<b>100.17</b>	<b>30.05</b>	<b>30.00</b>	<b>70.17</b>	<b>4.50</b>
	<b>Total</b>	<b>570.59</b>	<b>171.19</b>	<b>153.57</b>	<b>417.02</b>	<b>40.50</b>

\* Rs. 30 Crore or 30% whichever is less in Non Tribal and Rs.15 crore or 30% whichever is less for Tribal



**MINISTRY OF RURAL DEVELOPMENT**

**National Rurban Mission**

**NRuM**

**INTEGRATED CLUSTER ACTION  
PLAN**

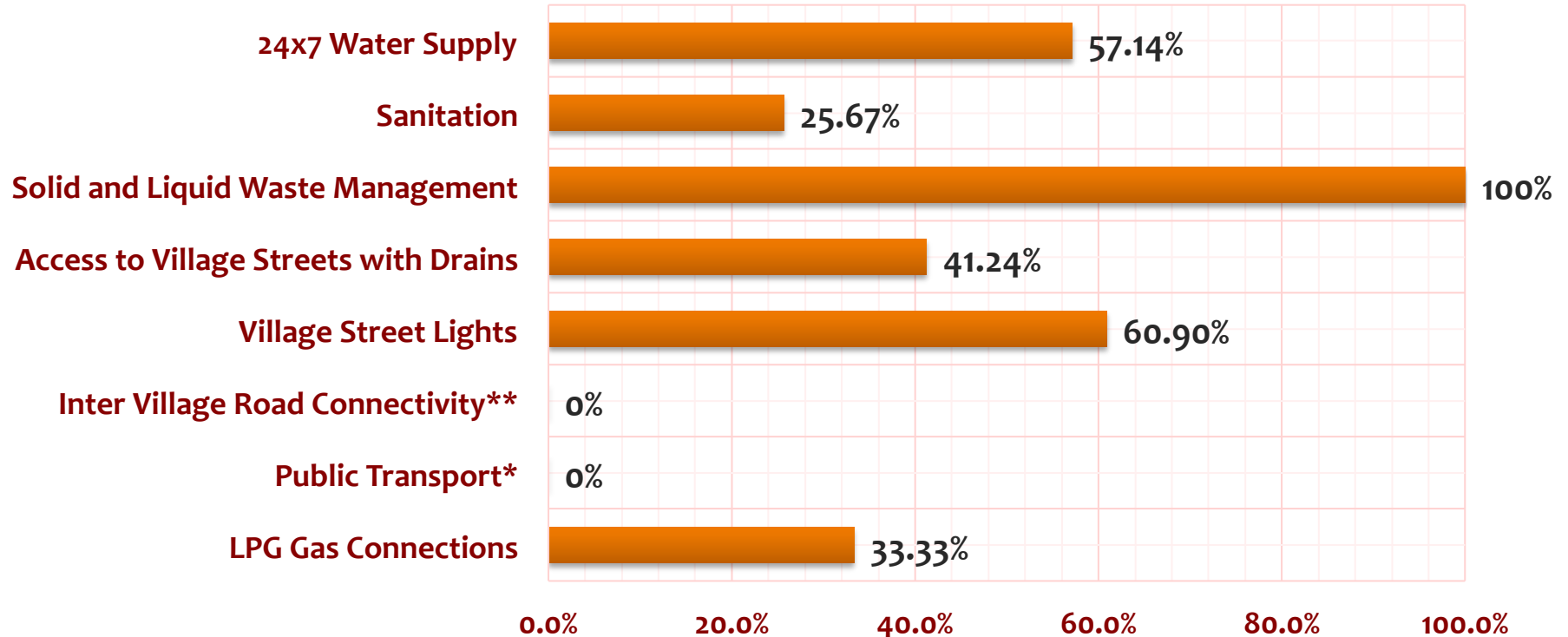
**SINGARAYAKONDA CLUSTER**

**Kondapi Mandal**

**Prakasham Dist**

# Deficiency Analysis and Identification of Needs

## Basic Amenities

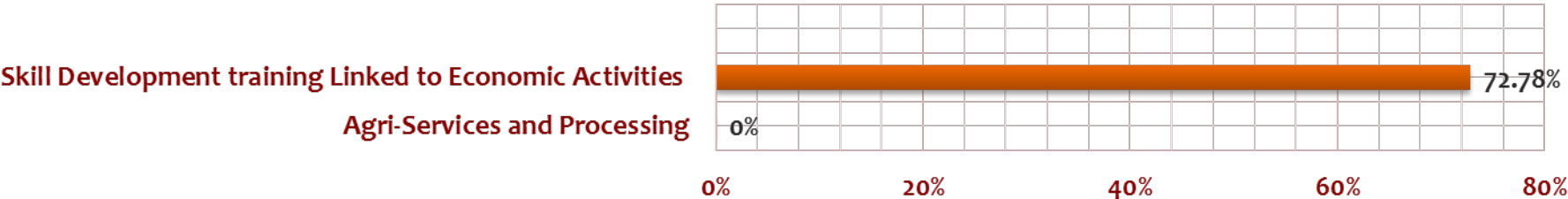


**\*Public Transport**- Autos may be provided to unemployed youth.

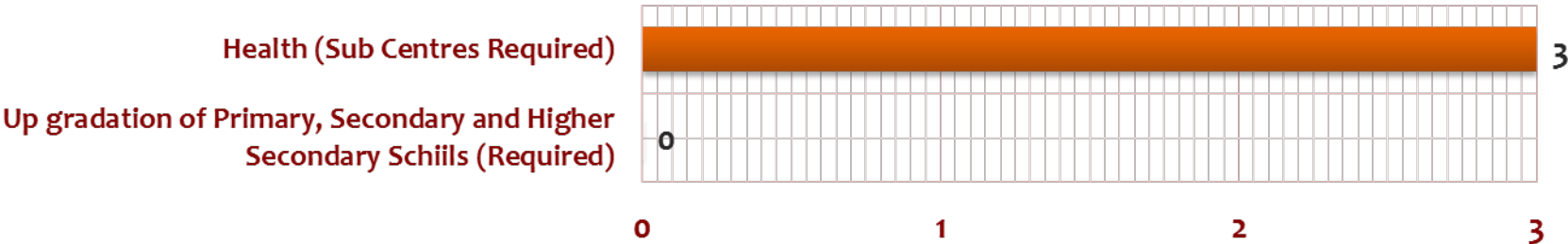
**\*\*Inter Village Connectivity**- 8.86 km need to be strengthened and widened.

# Deficiency Analysis and Identification of Needs

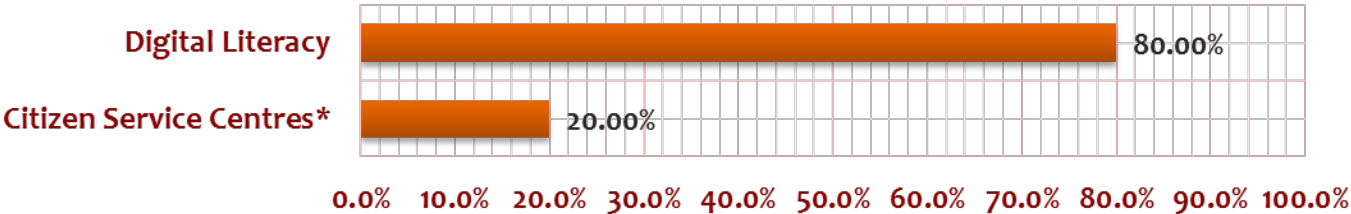
## Economic Activities



## Social Amenities



## Digital Amenities



\* Citizen Service Centres- 1 CSC is required. 4 are already stablISHED.

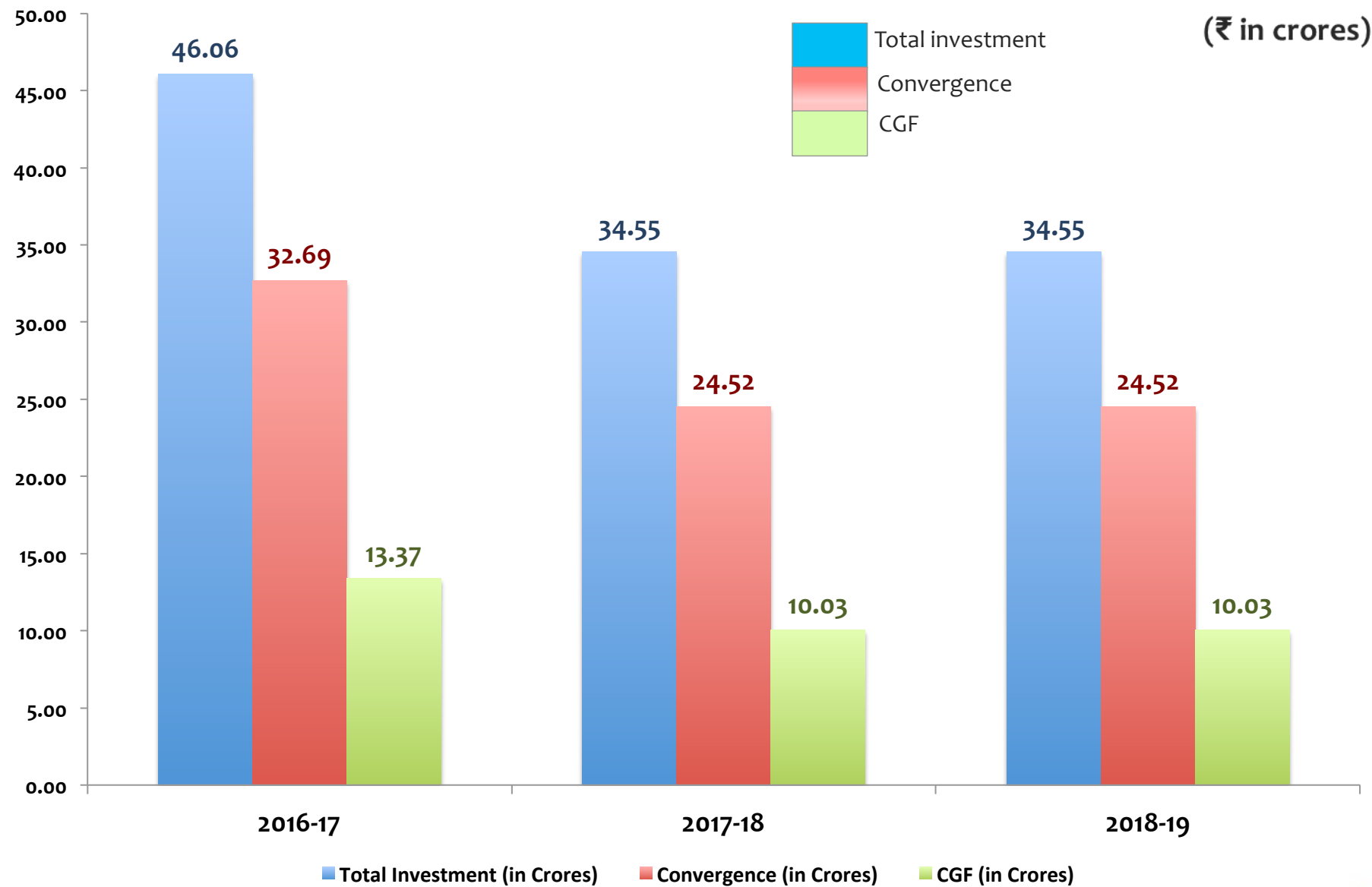
# Investment and Phasing

Sl.No	Name of the component	Investment required (₹ in crores)	2016-17	2017-18	2018-19
1	Internal Roads	48.13	19.25	14.44	14.44
2	Drinking Water	21.50	8.60	6.45	6.45
3	Water Harvesting Structures	9.60	3.84	2.88	2.88
4	Sanitation	9.43	3.77	2.83	2.83
5	Infrastructure	5.12	2.05	1.53	1.53
6	Lighting	5.08	2.03	1.52	1.52
7	Agri.Services	4.49	1.80	1.35	1.35
8	Women & Child Welfare	4.29	1.71	1.29	1.29
9	Medical & Health	2.75	1.10	0.83	0.83
10	Greenary	1.50	0.60	0.45	0.45
11	Education	1.44	0.57	0.43	0.43
12	Digital Panchayat	0.68	0.27	0.20	0.20
13	Digital Literacy	0.41	0.17	0.12	0.12
14	Citizen Services	0.40	0.16	0.12	0.12
15	Skill Development	0.28	0.11	0.08	0.08
16	Social Welfare	0.05	0.02	0.01	0.01
Grand Total		115.15	46.05	34.53	34.53

# Components funded under CGF

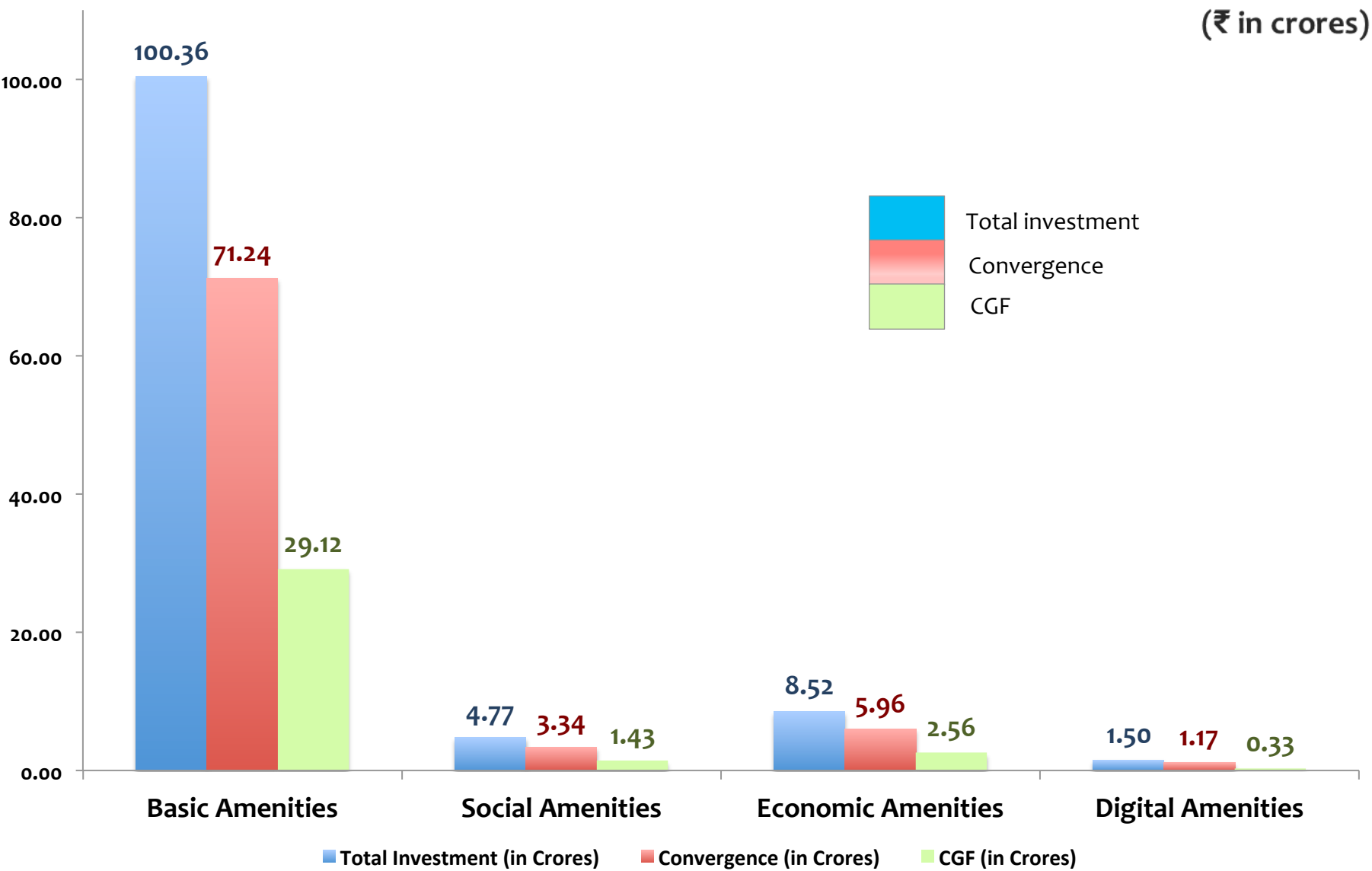
Sl.No	Name of the component	CGF (₹ in crores)	Sub Components Funded
1	Village Street with Drains	16.78	Cement Concrete Roads, covered drains, road dividers
2	Drinking Water	6.45	Augmentation of Source, Additional Taps for distribution
3	Sanitation	2.83	Public toilets, Mini-Tractor, Tractor, Tri-cycles, Fogging Machine, Sanitary Kits
4	Infrastructure	1.54	GP Building Extension, Extension of MRC Building into Skill Development Centre
5	Lighting	1.52	Upgrading of Lines, Laying of new lines for Street Lights
6	Agri Services	1.35	Developing organic farms, Rythu Seva Kendram
7	Women & Child Welfare	1.28	Toilets, Water Supply, Compound wall for anganwadi buildings, other infrastructural development
8	Medical & Health	0.83	Additional equipment and diagnostic facilities, Medico-legal centre
9	Education	0.43	Drinking water facility, Kitchen sheds, sanitary napkin store
10	Digital Panchayat	0.21	Establishment of a citizen service centre, provision of necessary infrastructural facilities
11	Digital Literacy	0.12	Providing digital literacy training to 10574 people
12	Skill Development	0.08	Creating infrastructure for introducing additional skill trades
13	Social Welfare	0.02	Maintenance of destitute children's home, Provision of additional facilities for children such as notebooks, dress, trunk boxes, bed sheets
<b>Grand Total</b>		<b>33.44</b>	

# Yearly Phasing of Total Investment & CGF



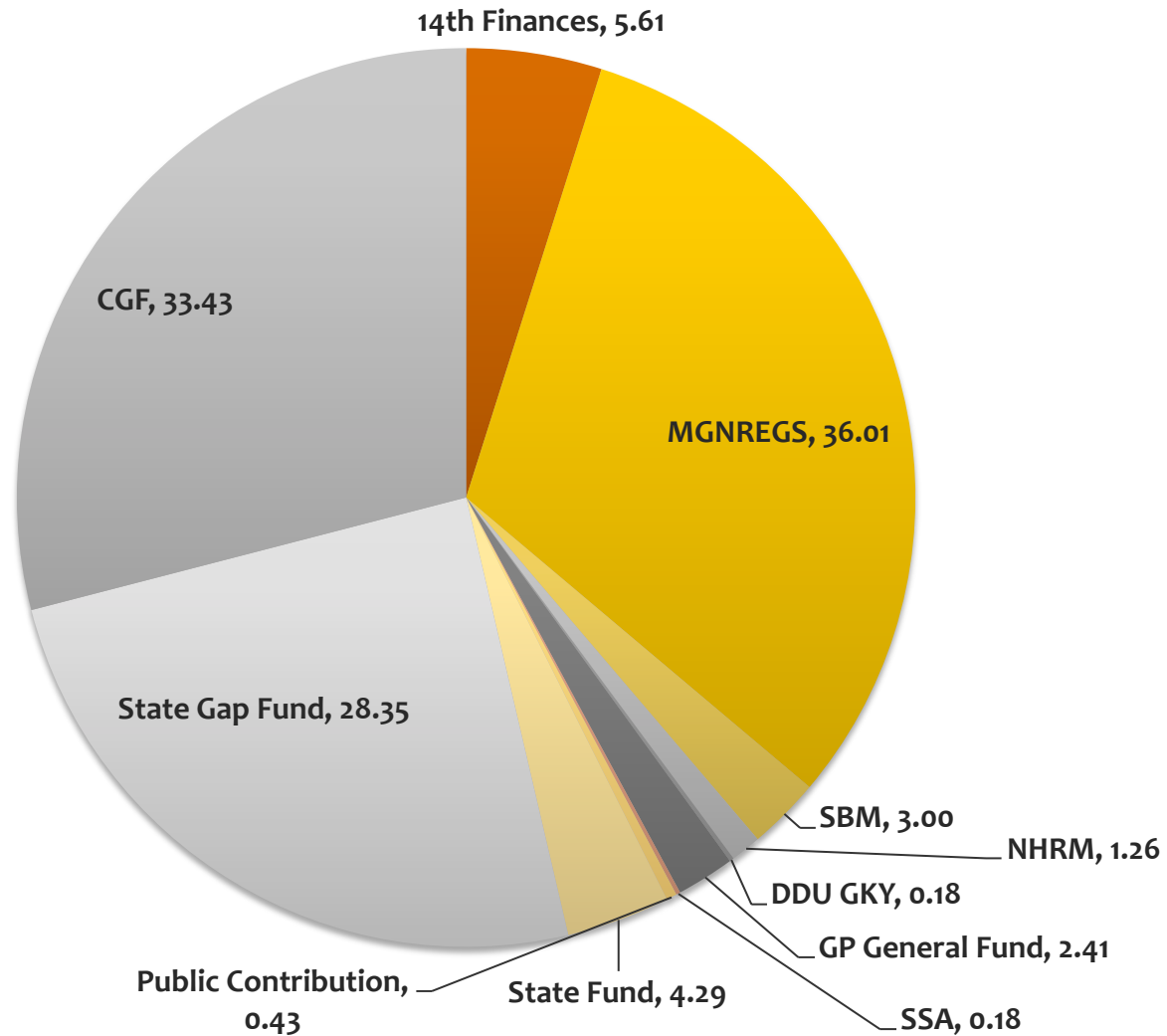


# Category wise Investment and CGF Phasing



# CONVERGENCE

(₹ in crores)





**MINISTRY OF RURAL DEVELOPMENT**

**National Rurban Mission**

**NRuM**

**INTEGRATED CLUSTER ACTION  
PLAN**

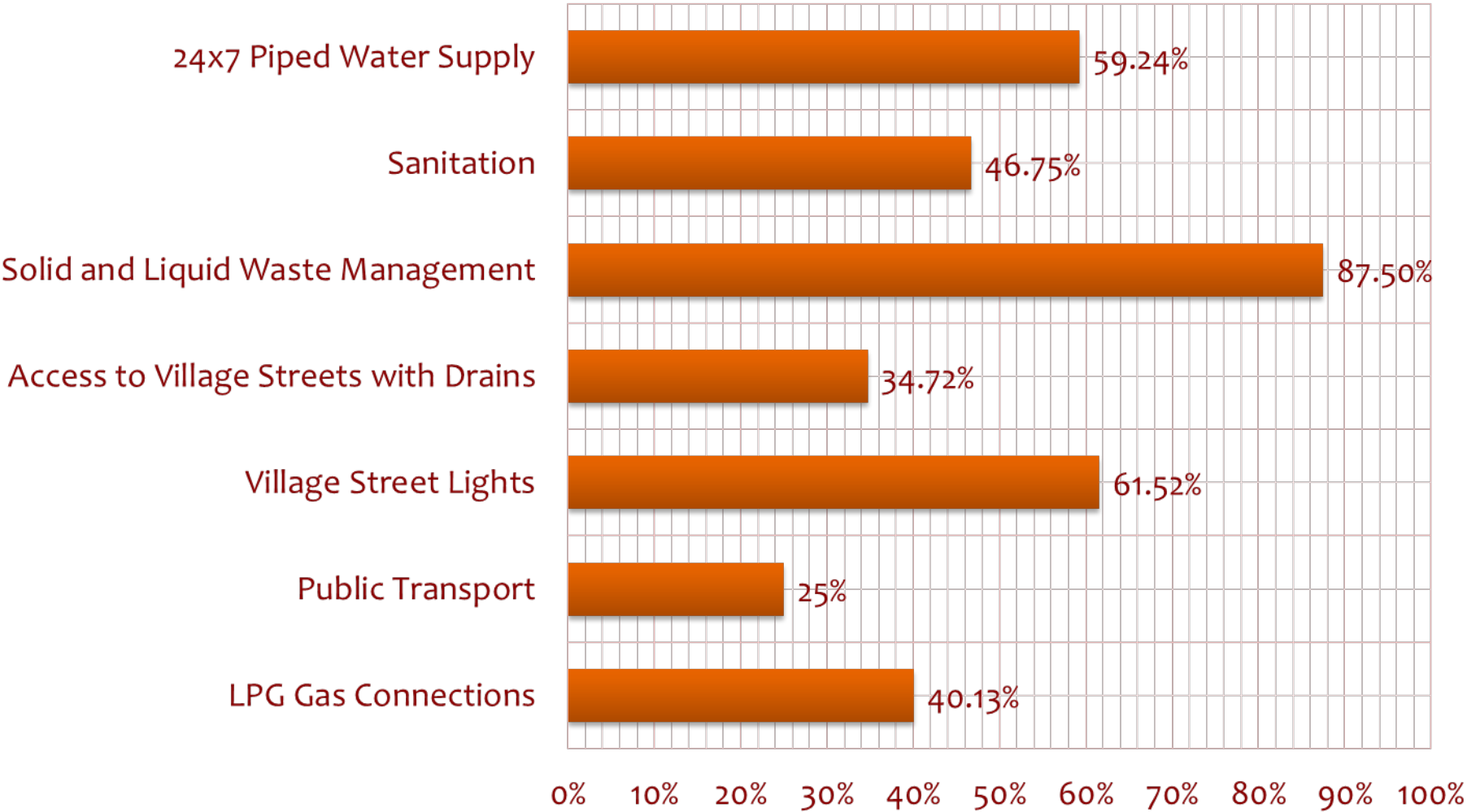
**KUPPAM CLUSTER**

**Kuppam Mandal**

**Chittoor District**

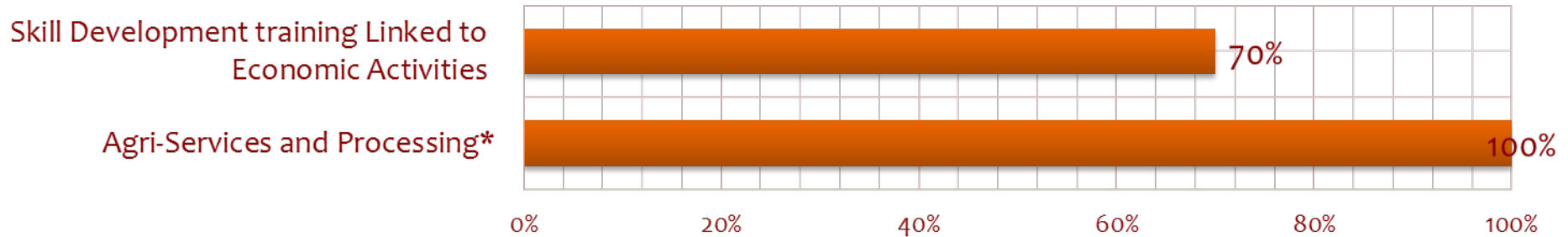
# Deficiency Analysis and Identification of Needs

## Basic Amenities



# Deficiency Analysis and Identification of Needs

## Economic Activities

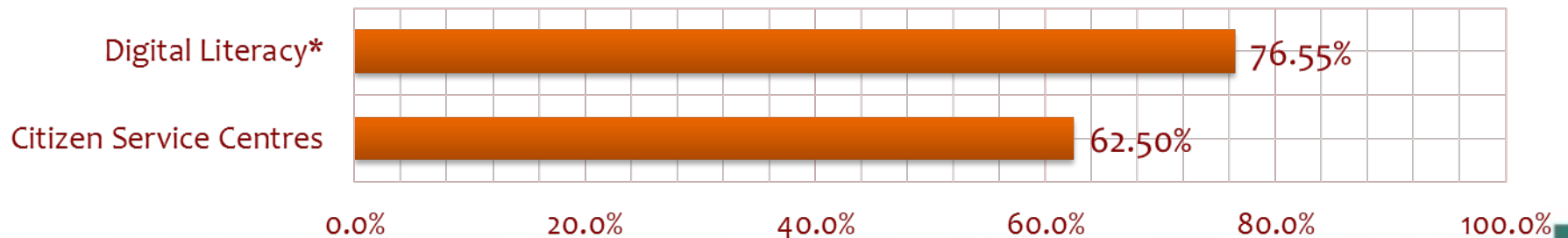


\* **Agri-Services and Processing**- Very less Agri Services are available and also there is no Agri-Processing units in the proposed cluster

## Social Amenities

- Health**- All the HH' s are having access to Health Centres
- Upgradation primary, secondary and higher secondary schools**- 27 Primary Schools, 6 Secondary Schools and One Higher Secondary School ( with all facilities)

## Digital Component



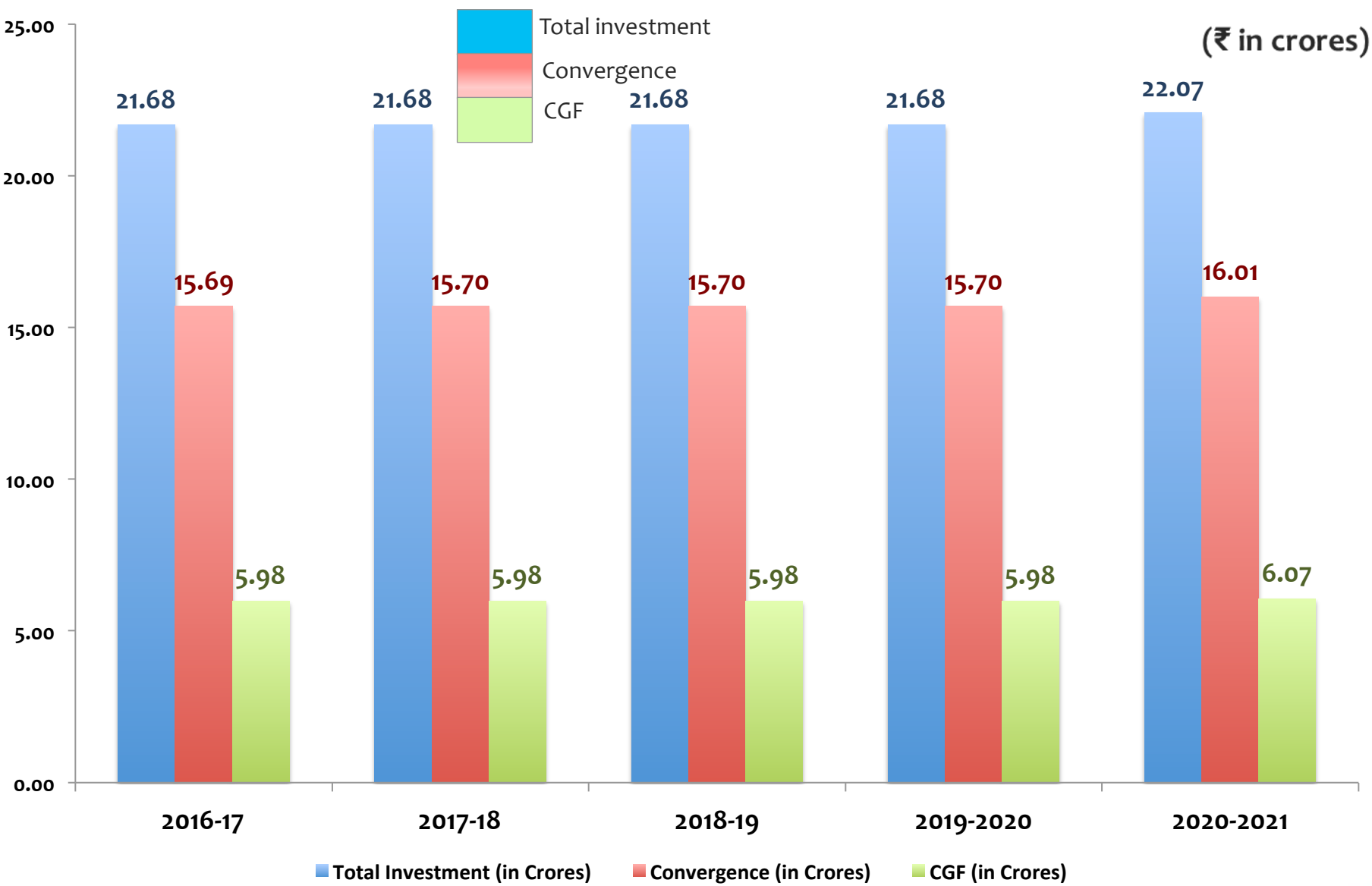
# Investment and Phasing

Sl.No	Name of the component	Investment required (₹ in crores)	2016-17	2017-18	2018-19	2019-20	2020-21
1	Village Streets with Drains	62.15	12.42	12.42	12.42	12.42	12.47
2	Sanitation	14.50	2.88	2.88	2.88	2.88	2.98
3	24X7 Piped Water Supply	10.17	2.01	2.01	2.01	2.01	2.13
4	Skill Development	7.99	1.59	1.59	1.59	1.59	1.63
5	Infrastructure	6.72	1.33	1.33	1.33	1.33	1.40
6	Street Lights	2.73	0.55	0.55	0.55	0.55	0.53
7	Water Harvesting Structures	2.40	0.48	0.48	0.48	0.48	0.48
8	SWPC	0.71	0.14	0.14	0.14	0.14	0.14
9	Women & Child Welfare and Health Care	0.62	0.12	0.12	0.12	0.12	0.16
10	Digital Literacy	0.34	0.07	0.07	0.07	0.07	0.07
11	Citizen Services	0.24	0.05	0.05	0.05	0.05	0.04
12	Greenery	0.23	0.04	0.04	0.04	0.04	0.05
Grand Total		108.79	21.68	21.68	21.68	21.68	22.07

# Components funded under CGF

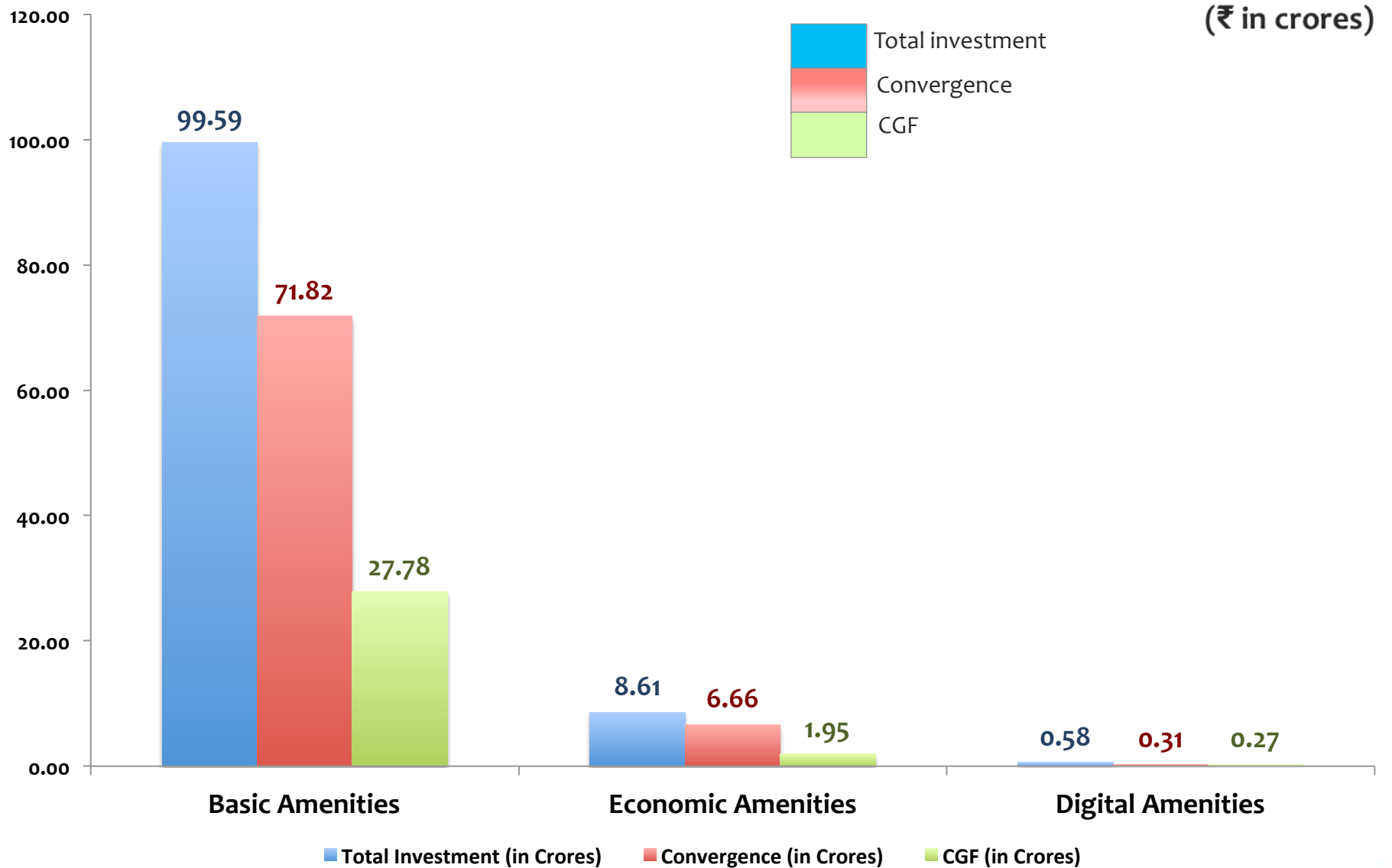
Sl.No	Name of the component	CGF (₹ in crores)	Sub Components Funded
1	Village Streets with Drains	23.14	Cement Concrete Roads, covered drains, road dividers
2	24X7 Piped Water Supply	2.14	Augmentation of Source, Additional Taps for distribution
3	Infrastructure	2.11	GP Building Extension
4	Skill Development	1.95	Creating infrastructure for introducing additional skill trades
5	Sanitation	0.39	Providing sanitation facilities in Schools, Anganwadi Centre, Public Places etc
6	Digital Literacy	0.27	Providing digital literacy training to additional people
Grand Total		30.00	

# Yearly Phasing of total Investment & CGF



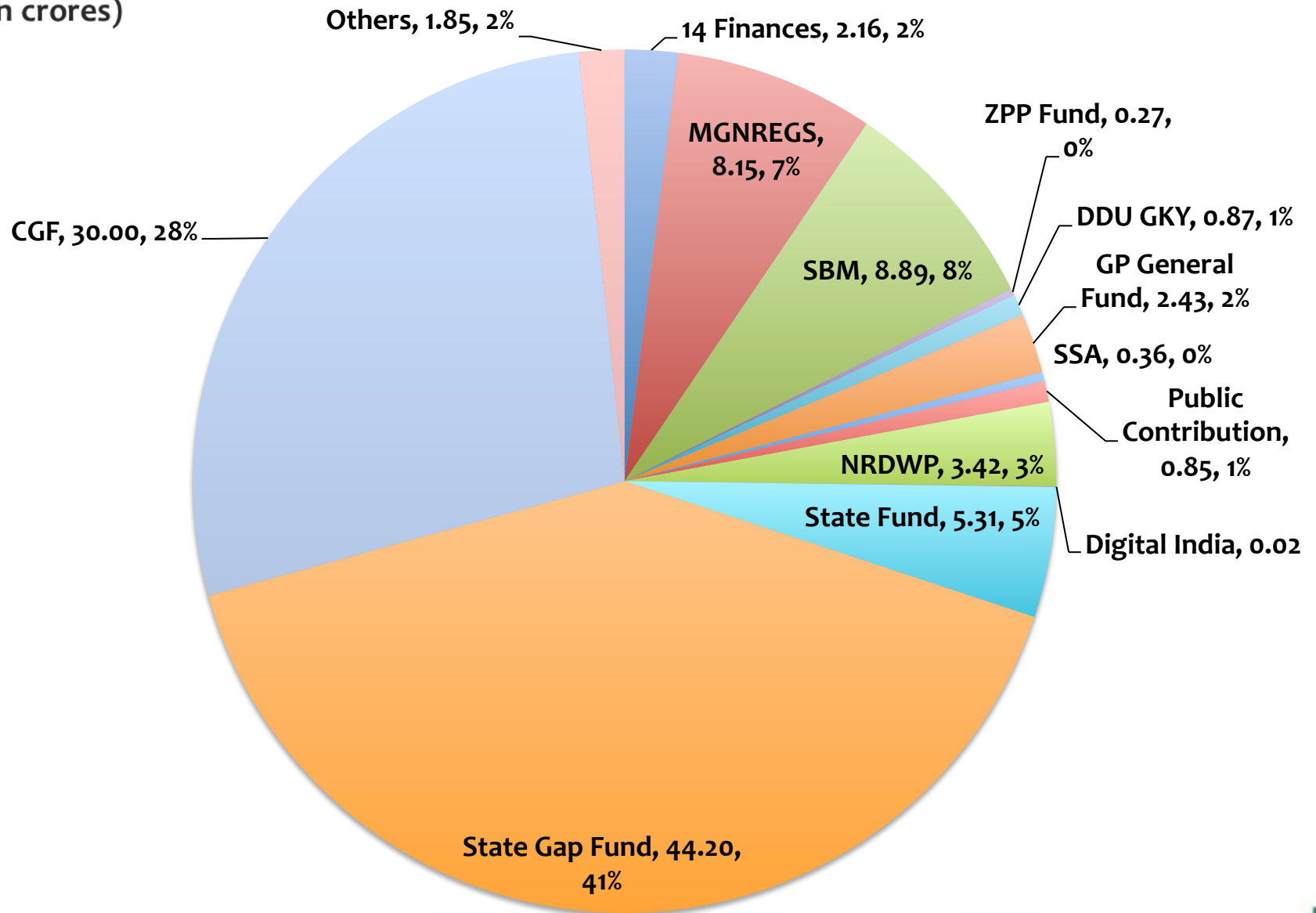


# Category wise Investment and Phasing



# CONVERGENCE

(₹ in crores)





**MINISTRY OF RURAL DEVELOPMENT**

**National Rurban Mission**

**NRuM**

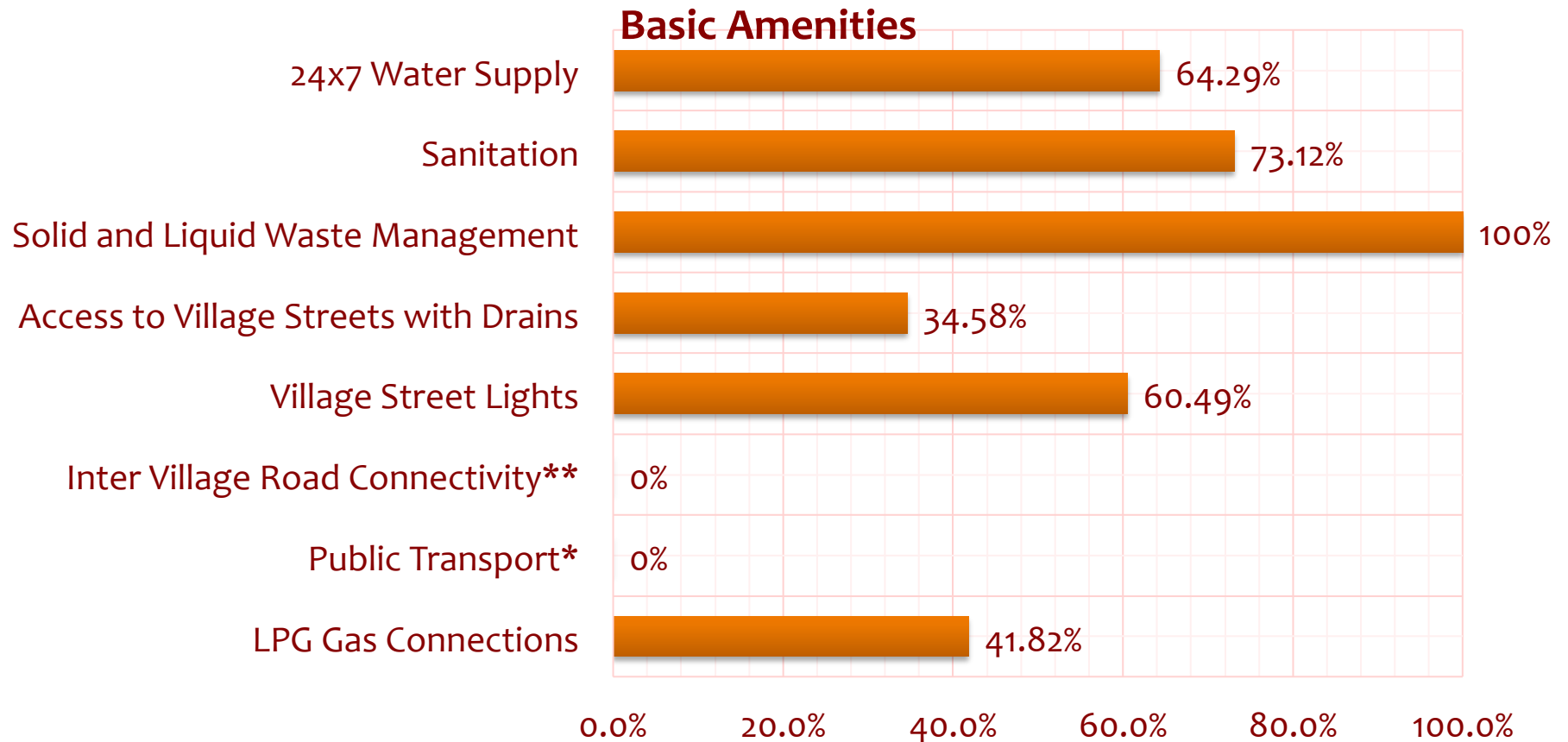
**INTEGRATED CLUSTER ACTION  
PLAN**

**VENKATACHALAM CLUSTER**

**Venkatachalam Mandal**

**Sri Potti Sriramulu Nellore Dist**

# Deficiency Analysis and Identification of Needs

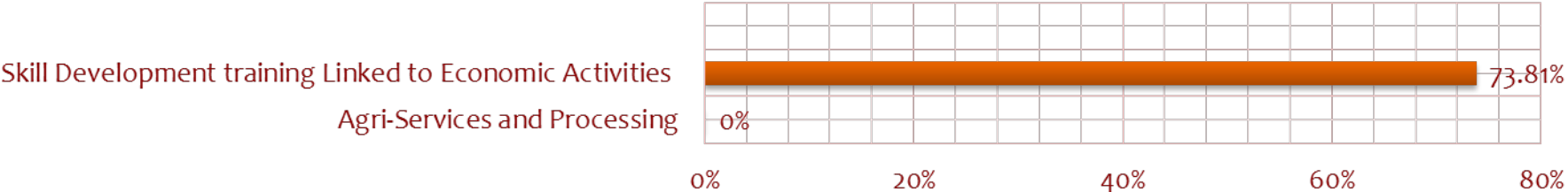


\***Public Transport**- Autos may be provided to unemployed youth.

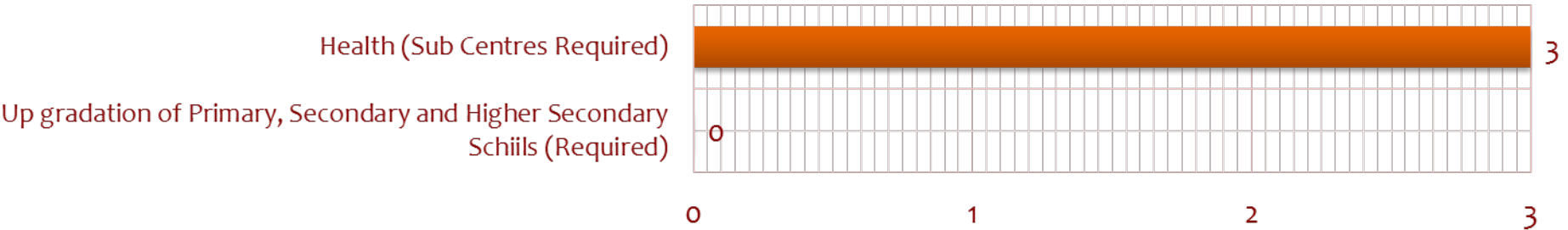
\*\***Inter Village Connectivity**- 12.46 km need to be strengthened and widened.

# Deficiency Analysis and Identification of Needs

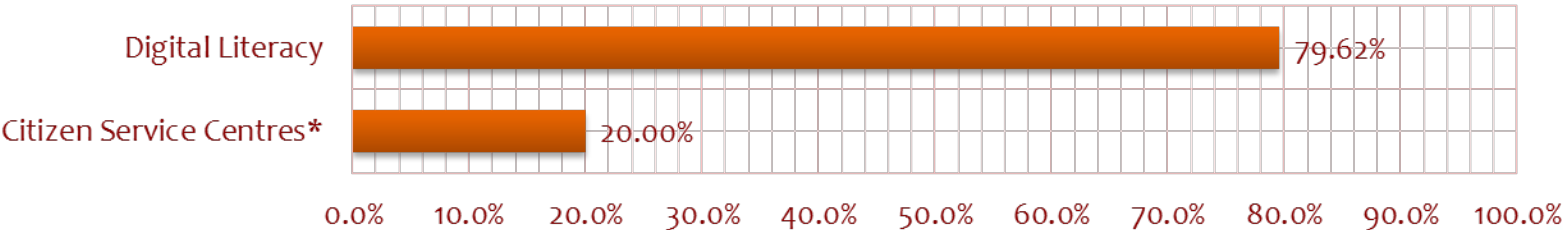
## Economic Activities



## Social Amenities



## Digital Component



**\* Citizen Service Centres-** 1 CSC is required. 4 are already established.

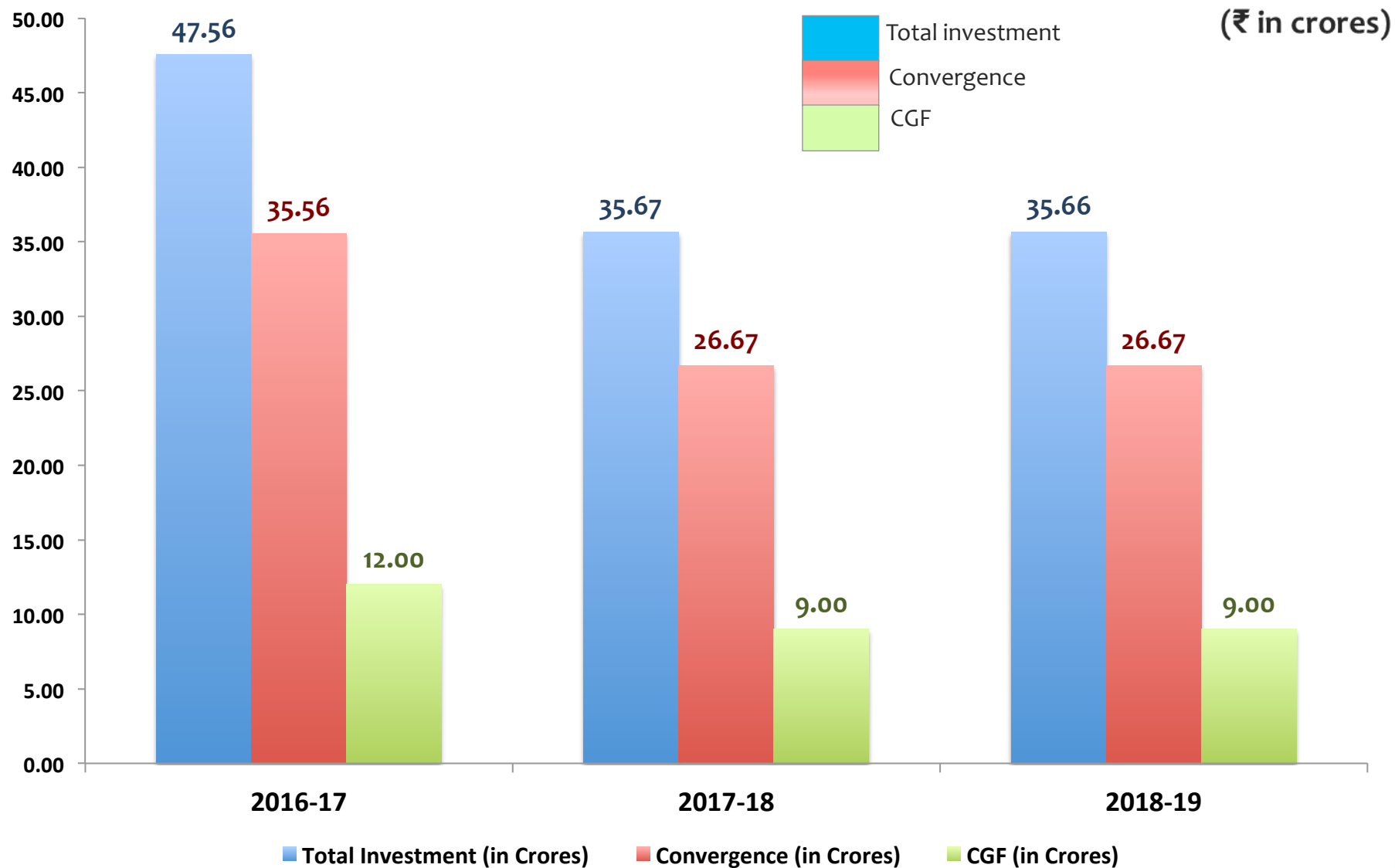
# Investment and Phasing

	Name of the component	Investment required (₹ in crores)	2016-17	2017-18	2018-19
1	Internal Roads	64.11	25.64	19.23	19.23
2	Sanitation	20.00	8	6	6
3	Drinking Water	16.71	6.68	5.01	5.01
4	Water Harvesting Structures	3.82	1.53	1.14	1.14
5	Infrastructure	3.15	1.26	0.95	0.95
6	Lighting	2.87	1.15	0.86	0.86
7	Agri Services	2.10	0.84	0.63	0.63
8	Medical & Health	1.89	0.76	0.57	0.57
9	Digital Literacy	1.62	0.65	0.48	0.48
10	Solid Waste Management	1.08	0.43	0.32	0.32
11	Greenery	0.51	0.21	0.15	0.15
12	Digital Panchayat	0.44	0.18	0.13	0.12
13	Education	0.27	0.11	0.08	0.08
14	Skill Development	0.20	0.08	0.06	0.06
15	Women & Child Welfare	0.13	0.05	0.04	0.04
	<b>Grand Total</b>	<b>118.89</b>	<b>47.56</b>	<b>35.67</b>	<b>35.66</b>

# Components funded under CGF

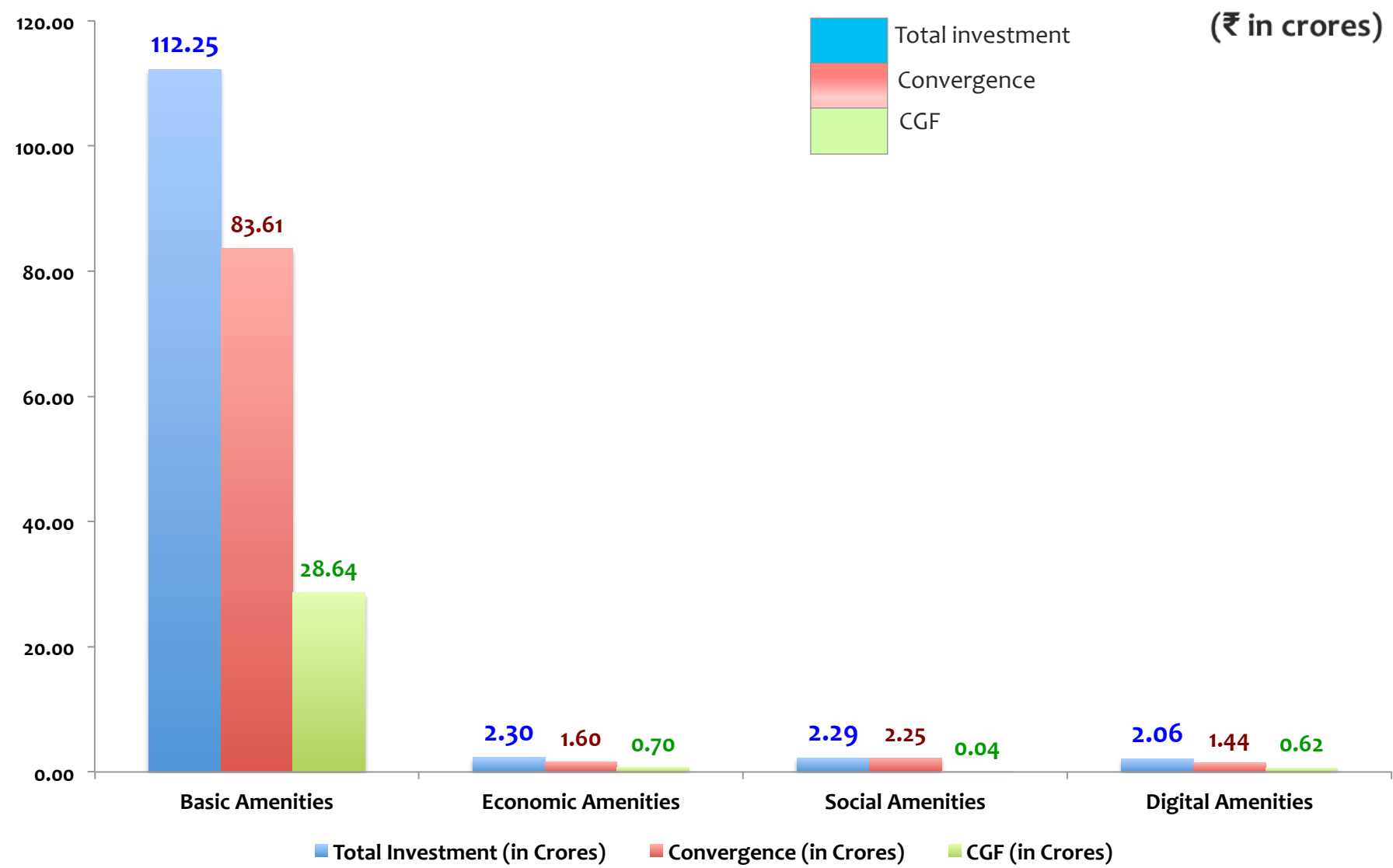
Sl.No	Name of the component	CGF (₹ in crores)	Sub Components Funded
1	Village Streets with drains	15.39	Cement Concrete Roads, Culverts, Drains
2	Sanitation	6.00	IHHLs, Institutional Toilets, Burial Grounds, Tricycles, Vehicles (Tractor/Mini Tractor), Sanitary Kits, Machinery (fogging machines)
3	Drinking Water	5.45	Pipe Lines, OHSR
4	Infrastructure	0.95	GP Building, Veterinary Centres
5	Lighting	0.86	Electrical Poles, Transformers, Upgradation of Lines
6	Agri Services	0.64	Drying Platform, Storage Godown
7	Digital Literacy	0.48	Provision of digital Literacy training to 777 households
8	Digital Panchayat	0.13	E-Panchayat etc
9	Skill Development	0.06	Provision of training in identified skills.
10	Women & Child Welfare	0.04	Compound Walls
Grand Total		30.00	

# Yearly Phasing of Total Investment & CGF

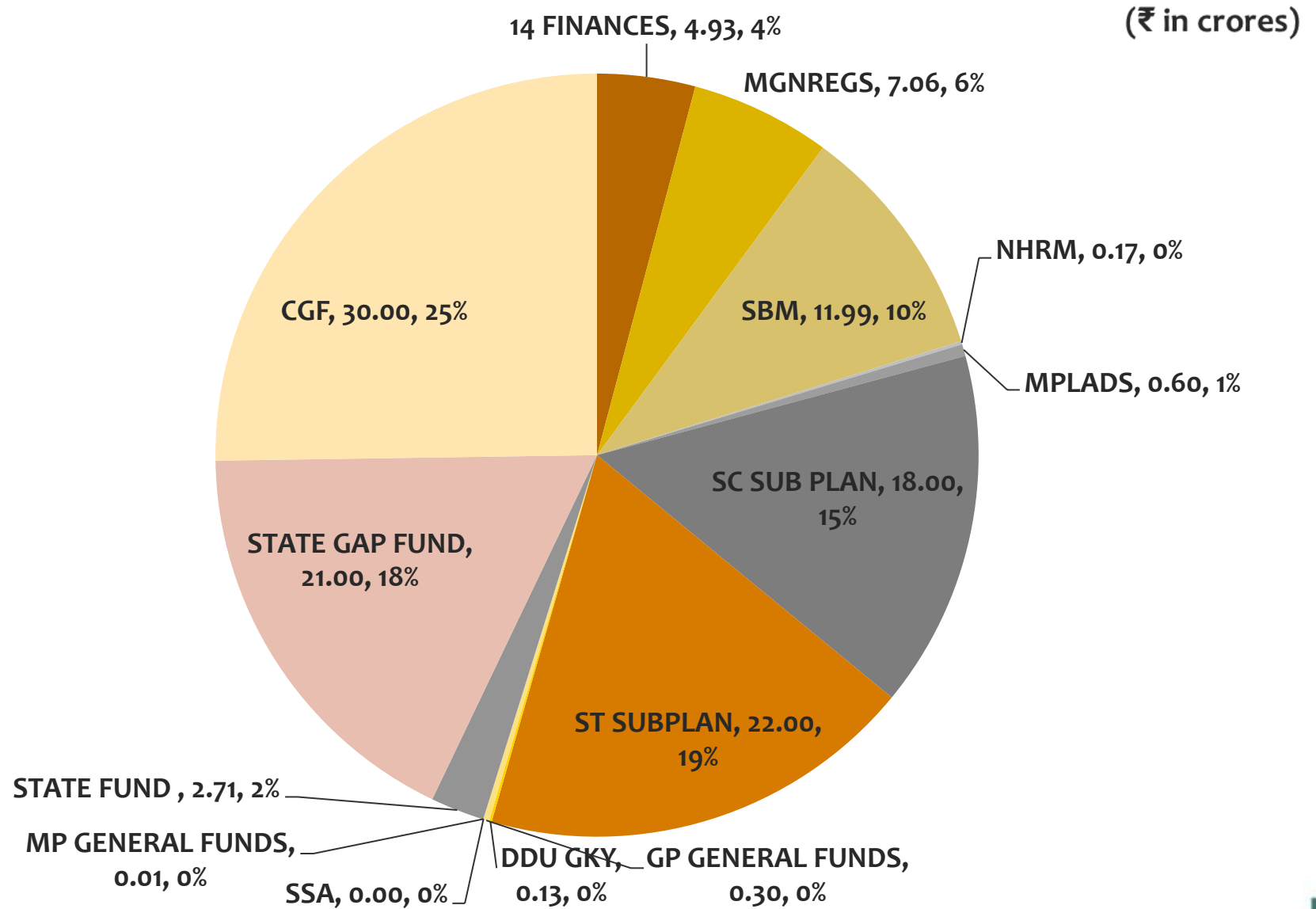




# Category wise Investment Phasing



# Convergence





**MINISTRY OF RURAL DEVELOPMENT**

**National Rurban Mission**

**NRuM**

**INTEGRATED CLUSTER ACTION  
PLAN**

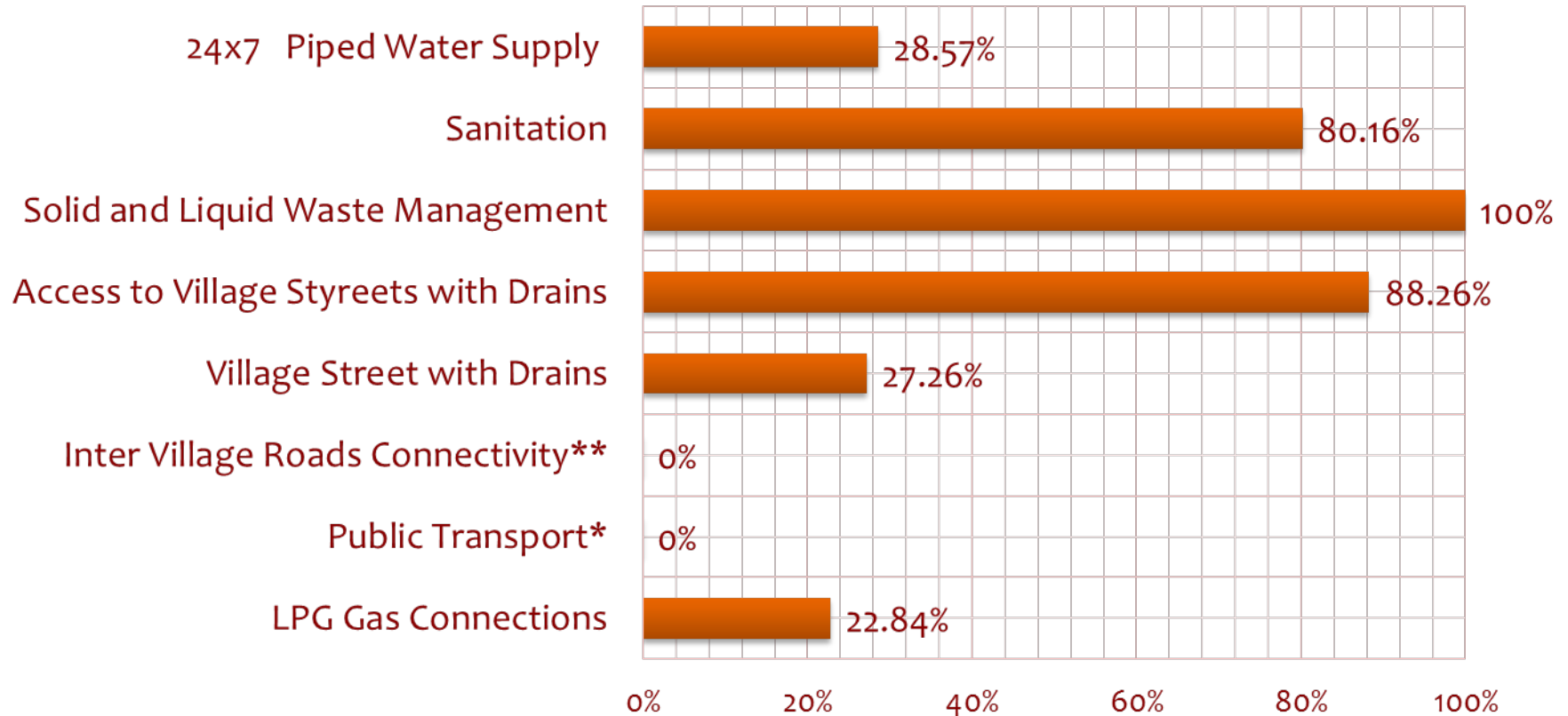
**KAMBADUR CLUSTER**

**Kalyandurgam Mandal**

**Anantapuramu District**

# Deficiency Analysis and Identification of Needs

## Basic Amenities

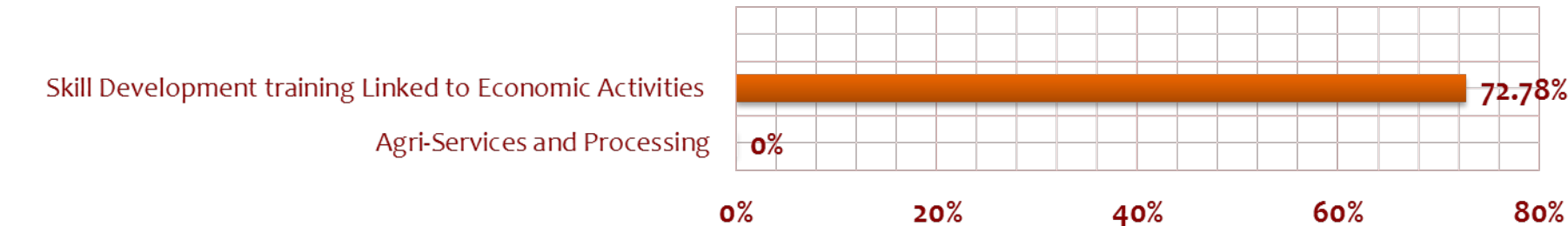


\***Public Transport**- Autos may be provided to unemployed youth.

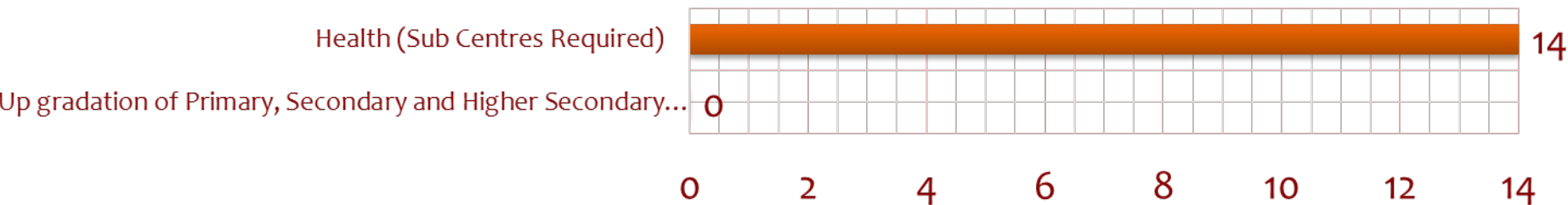
\*\***Inter Village Connectivity**- 33 km need to be strengthened and widened.

# Deficiency Analysis and Identification of Needs

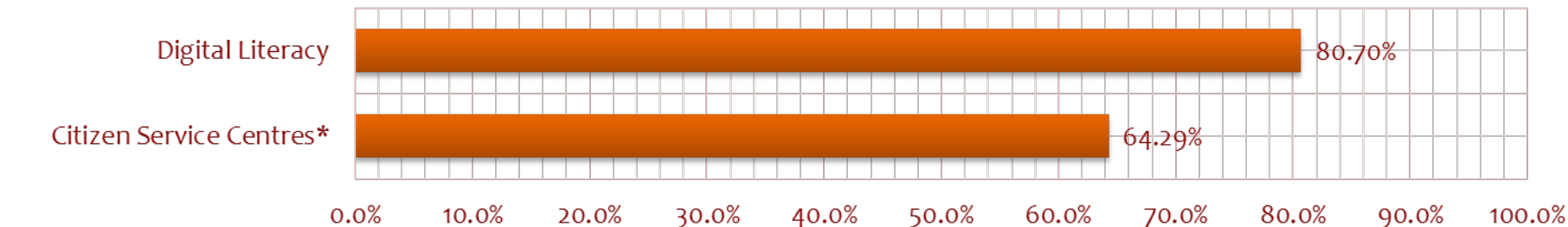
## Economic Activities



## Social Amenities



## Digital Component



\* **Citizen Service Centres**- 9 CSC is required. 5 are already stablished.

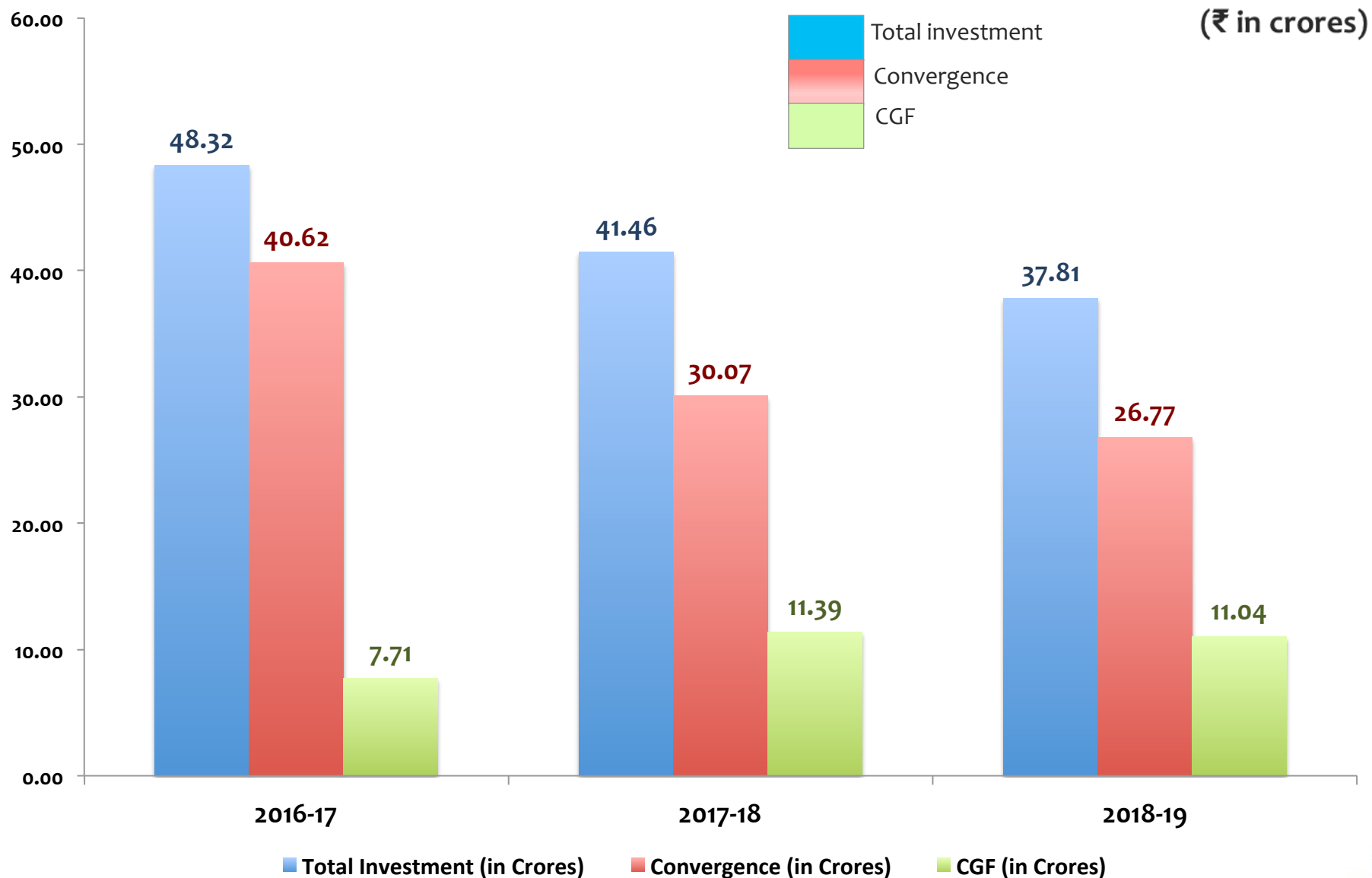
# Investment and Phasing

Sl.No	Name of the component	Investment required (₹ in crores)	2016-17	2017-18	2018-19
1	Village Street with Drains	60.00	20.84	20.37	18.79
2	Sanitation	17.01	10.70	4.31	2.00
3	Link Roads	12.30	4.10	4.10	4.10
4	Drinking Water	11.82	3.90	3.90	4.02
5	Infrastructure	8.20	2.69	2.70	2.80
6	Skill Development	4.12	1.37	1.37	1.38
7	Greenary	2.46	0.82	0.82	0.82
8	Digital Literacy	2.38	0.79	0.79	0.80
9	Agri Services	2.10	0.70	0.69	0.71
10	Education	1.82	0.61	0.61	0.60
11	Lighting	1.50	0.50	0.50	0.50
12	Medical & Health	1.40	0.47	0.47	0.46
13	Water Harvesting Structures	1.20	0.40	0.40	0.40
14	Liquid Waste Management	1.20	0.40	0.40	0.40
15	Social Welfare	0.05	0.02	0.01	0.02
16	Women & Child Welfare	0.04	0.01	0.01	0.01
	<b>Grand Total</b>	<b>127.59</b>	<b>48.32</b>	<b>41.46</b>	<b>37.81</b>

# Components funded under CGF

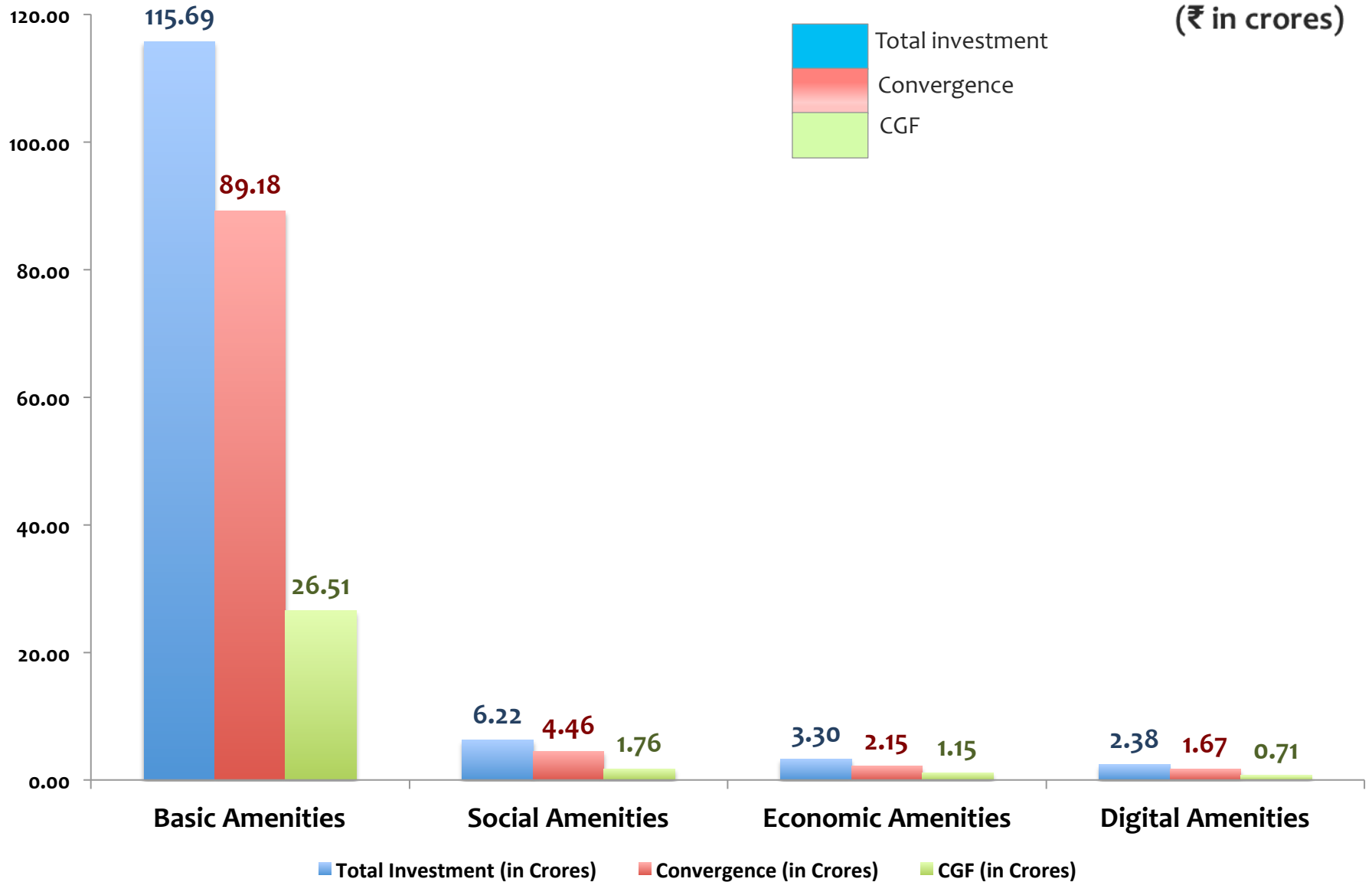
Sl.No	Name of the component	CGF (₹ in crores)	Sub Components Funded
1	Village Street with Drains	19.45	Widening and renovation of existing roads
2	Drinking Water	3.55	Water Recharge Structure, RO Plants, Roof Water Harvesting for Households
3	Infrastructure	2.46	Infrastructure development of common facilities including GP buildings etc
4	Skill Development	1.24	Infrastructure support for introducing new trades
5	Digital Literacy	0.71	Creating necessary infrastructure for imparting digital literacy training to additional population
6	Education	0.65	Upgradation of Schools, Additional class rooms and other infrastructures
7	Sanitation	0.60	Solid waste Management facilities, burial grounds
8	Agri Services	0.52	Provision of additional facilities for agriculture support
9	Lighting	0.45	Additional LED street lights
10	Medical & Health	0.42	Up gradation of PHC / Sub-centers, Provision of additional equipment
11	Social Welfare	0.05	Extending social welfare benefits to additional population
12	Women & Child Welfare	0.04	Additional Anganwadi Centres, renovation of existing centres
Total		30.13	

# Yearly Phasing of Total Investment & CGF

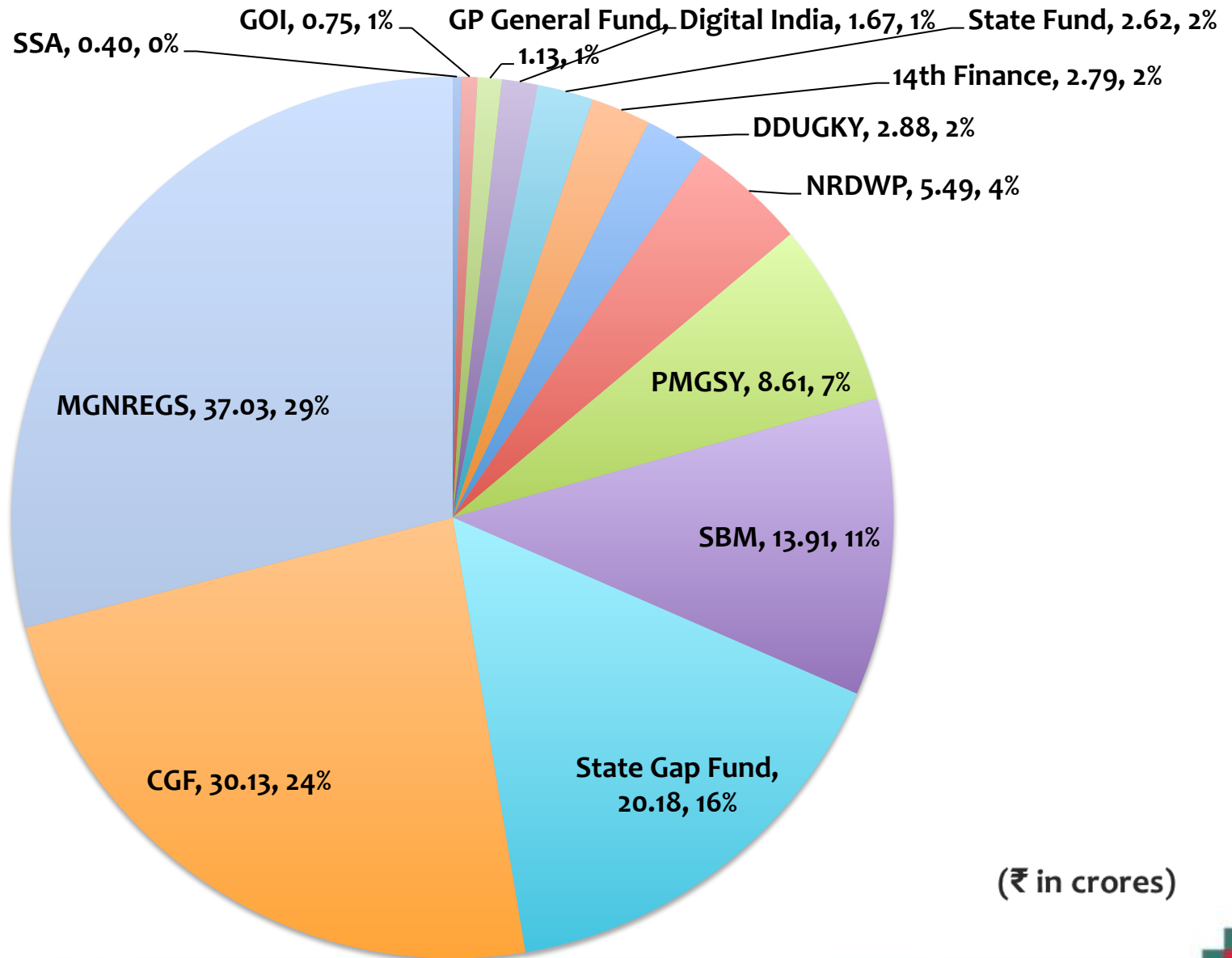




# Category wise Investment and Phasing



# Convergence





**MINISTRY OF RURAL DEVELOPMENT**

**National Rurban Mission**

**NRuM**

**INTEGRATED CLUSTER ACTION  
PLAN**

**ARAKU VALLEY CLUSTER**

**Paderu Mandal**

**Visakhapatnam District**

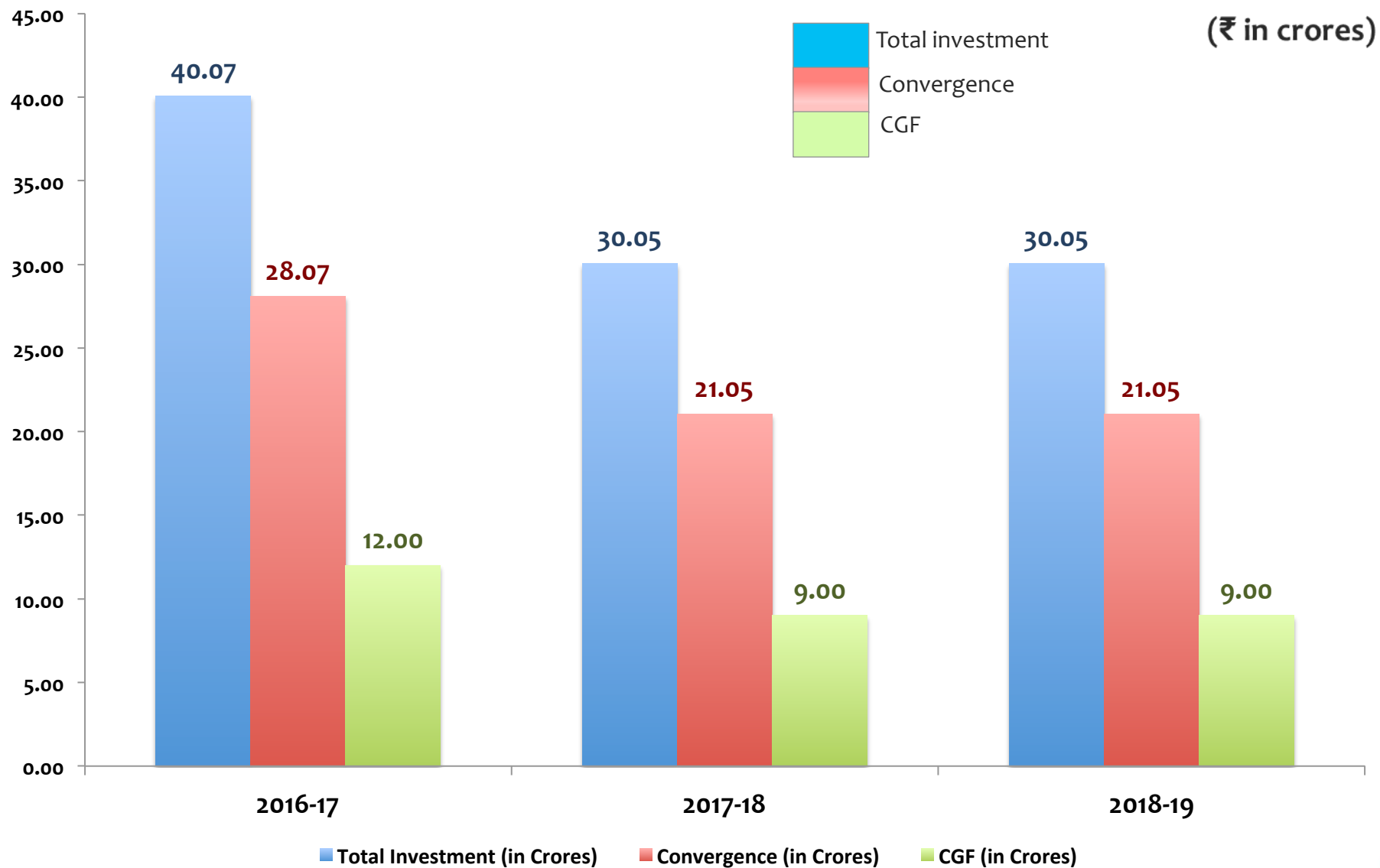
# Investment and Phasing

Sl.No	Name of the component	Investment required (₹ in crores)	2016-17	2017-18	2018-19
1	Village Street with Drains	39.75	15.90	11.93	11.93
2	Drinking Water	20.74	8.30	6.22	6.22
3	Sanitation	15.92	6.37	4.78	4.78
4	Skill Development	5.91	2.36	1.77	1.77
5	Education	4.32	1.73	1.30	1.30
6	Women & Child Welfare	4.01	1.60	1.20	1.20
7	Greenery	4.00	1.60	1.20	1.20
8	Agri Services	2.29	0.92	0.69	0.69
9	Lighting	1.50	0.60	0.45	0.45
10	Medical & Health	1.00	0.40	0.30	0.30
11	Digital Literacy	0.40	0.16	0.12	0.12
12	Digital Panchayat	0.33	0.13	0.10	0.10
Grand Total		100.17	40.07	30.05	30.05

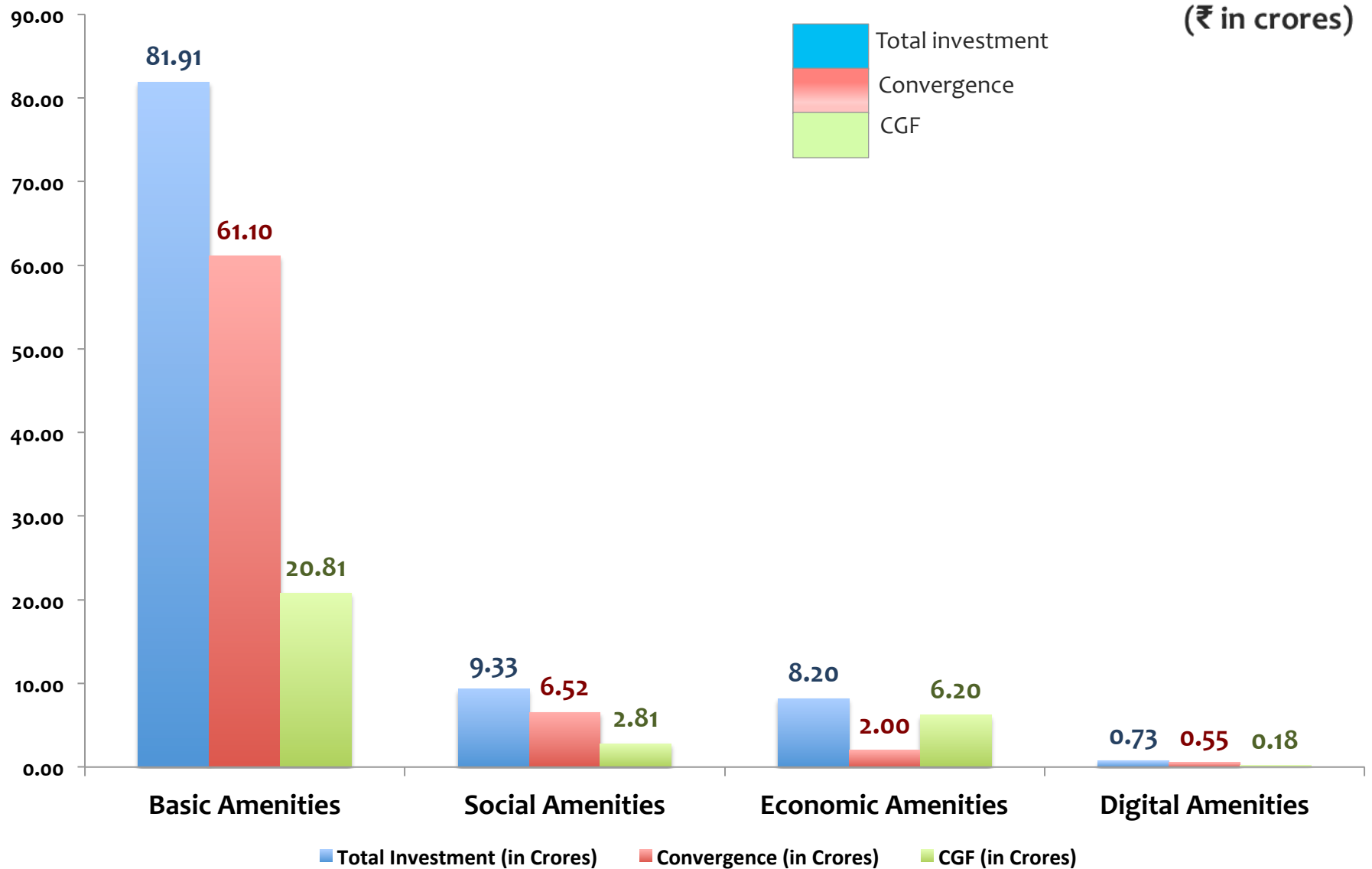
# Components funded under CGF

Sl.No	Name of the component	CGF (₹ in crores)	Sub Components Funded
1	Drinking Water	15.74	Water Recharge Structure, RO Plants, Roof Water Harvesting for Households
2	Skill Development	5.91	Infrastructure support for introducing new trades
3	Greenery	2.50	Additional plantation including avenue plantations
4	Village Street with Drains	1.72	Widening and renovation of existing roads
5	Education	1.60	Upgradation of Schools, Additional class rooms and other infrastructures
6	Medical & Health	1.00	Up gradation of PHC / Sub-centers, Provision of additional equipment
7	Lighting	0.75	Additional LED street lights
8	Agri Services	0.29	Dairy Development, Agri Services, Fodder Security
9	Women & Child Welfare	0.21	Additional Anganwadi Centres, renovation of existing centres
10	Digital Panchayat	0.18	Infrastructure support for establishing Citizen Service Centres
11	Sanitation	0.10	Solid waste Management facilities, burial ground, way side amenities(washrooms in public places)
<b>Grand Total</b>		<b>30.00</b>	

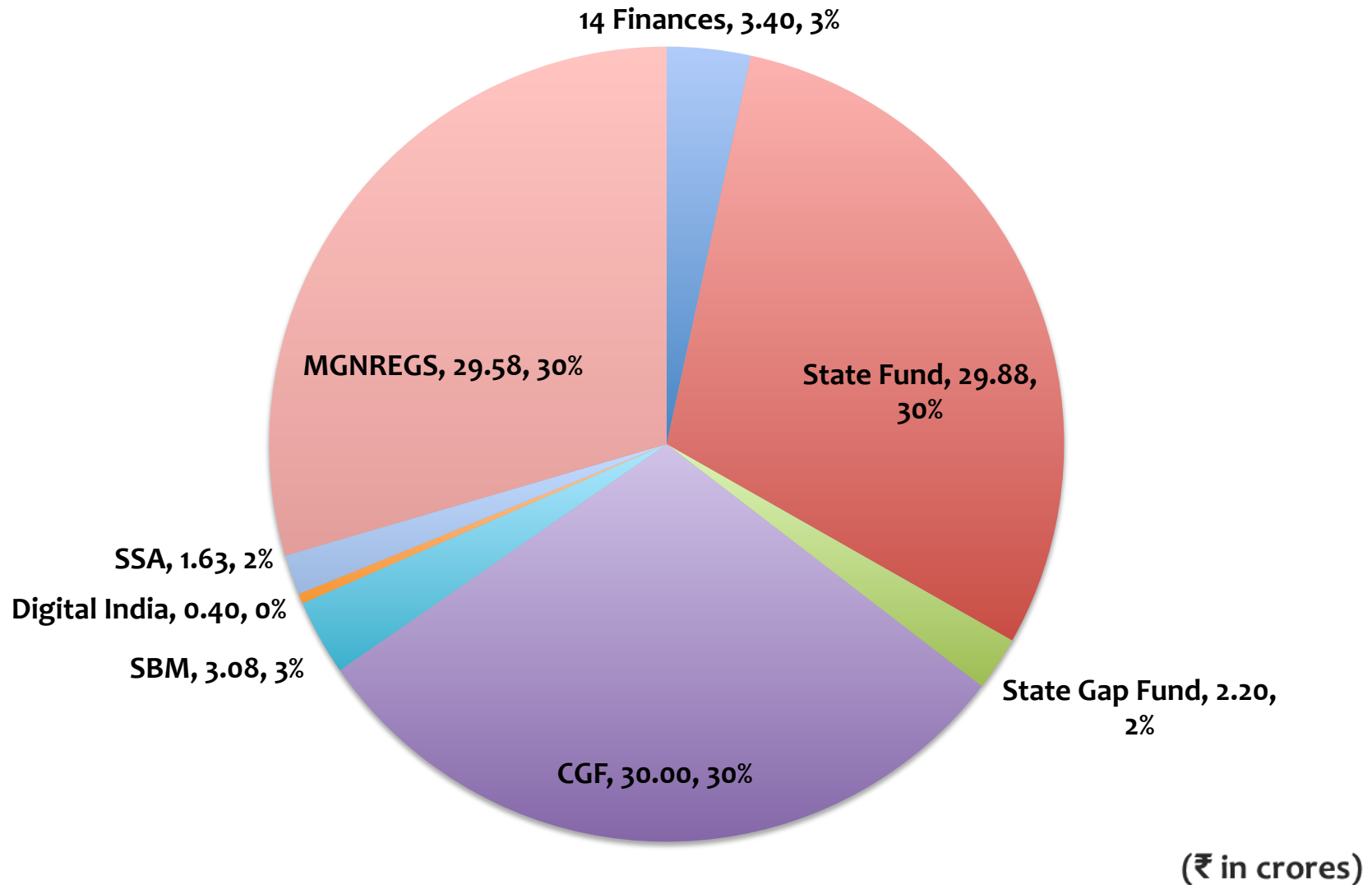
# Yearly Phasing of total Investment & CGF



# Category wise Investment and Phasing



# Convergence





# Andhra Pradesh Notification of Planning Areas

## Status for all clusters

---

1. In Andhra Pradesh the Panchayati Raj Act empowers the Gram Panchayats to notify areas for planning.
2. As per GO MS no 67 detailed building rules have also been prepared for enactment by the GPs.
3. Hence, this cluster does not require any further notification from the Town and Country Planning Department