



MINISTRY OF RURAL DEVELOPMENT

National Rurban Mission

NRuM

ODISHA

ANALYSIS OF INTEGRATED CLUSTER ACTION PLANS- 5 clusters

	Name of Cluster	Name of Sub District	Name of District	Population
1	Samasingha	Kolabira	Jharsuguda	31,004
2	Banapur	Banapur	Khorda	43,107
3	Tala Basta	Banki	Cuttack	35,480
4	Thakurmunda (T)	Thakurmunda	Mayurbhanj	19,757
5	Utkela (T)	Kesinga	Kalahandi	18,651

ODISHA- 5 ICAPs SUMMARY

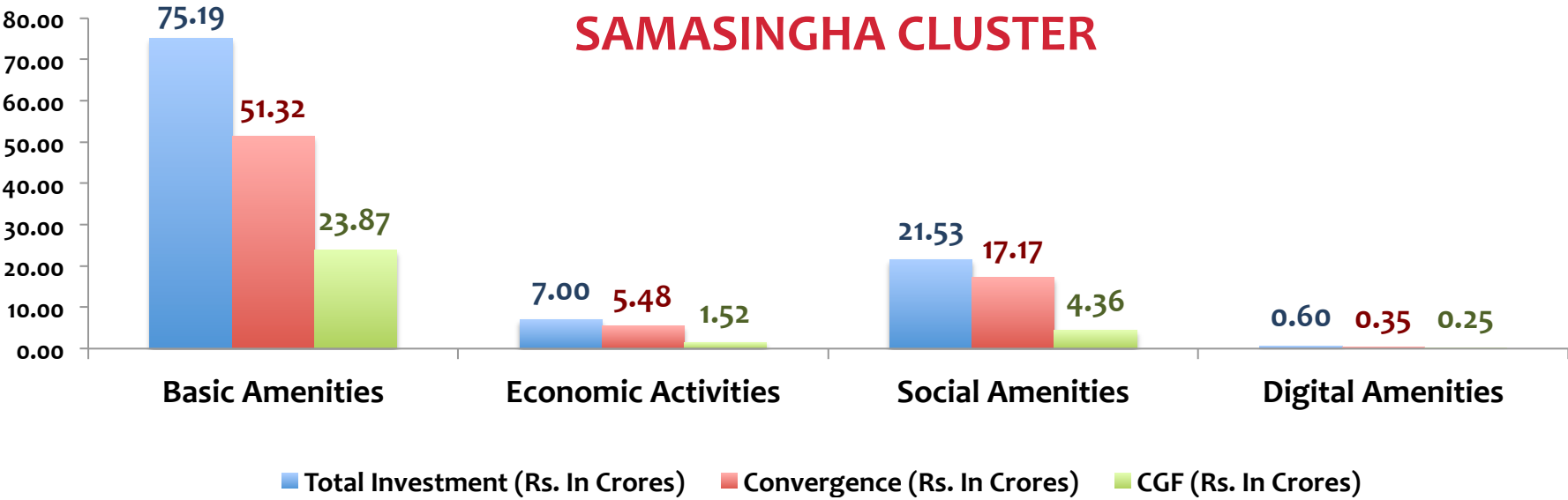
(Rs in crores)

Sl. No	Name of the Cluster	Investment Estimated	30% of Investment Estimated	CGF Projected by State	CGF Eligible	Resources mobilized through Convergence	1 st instalment to be released
1	Samasingha	104.32	31.30	30.00	30.00	74.32	9.00
2	Banapur	110.33	33.10	30.00	30.00	80.33	9.00
3	Tala Basta	106.58	31.97	30.00	30.00	76.58	9.00
4	Thakurmunda (T)	60.68	18.20	17.09	15.00	43.59	4.50
5	Utkela (T)	83.09	24.93	16.71	15.00	66.38	4.50
	Total	465.00	139.50	123.80	120.00	341.20	36.00

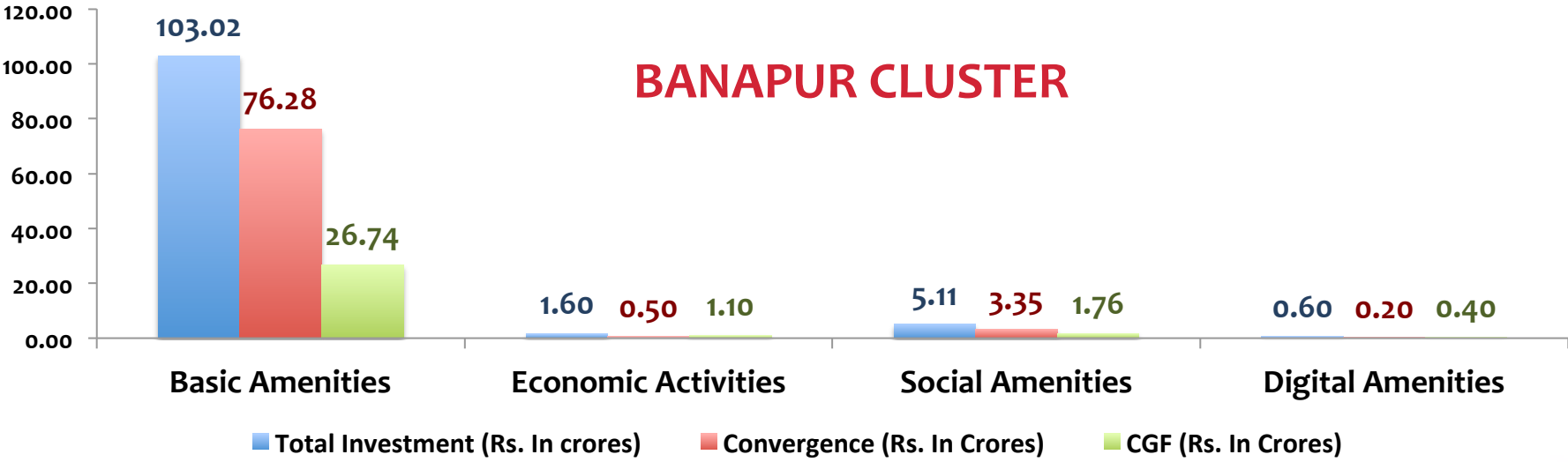
* Rs. 30 Crore or 30% whichever is less in Non Tribal and Rs.15 crore or 30% whichever is less for Tribal

Category wise Investment and CGF Phasing

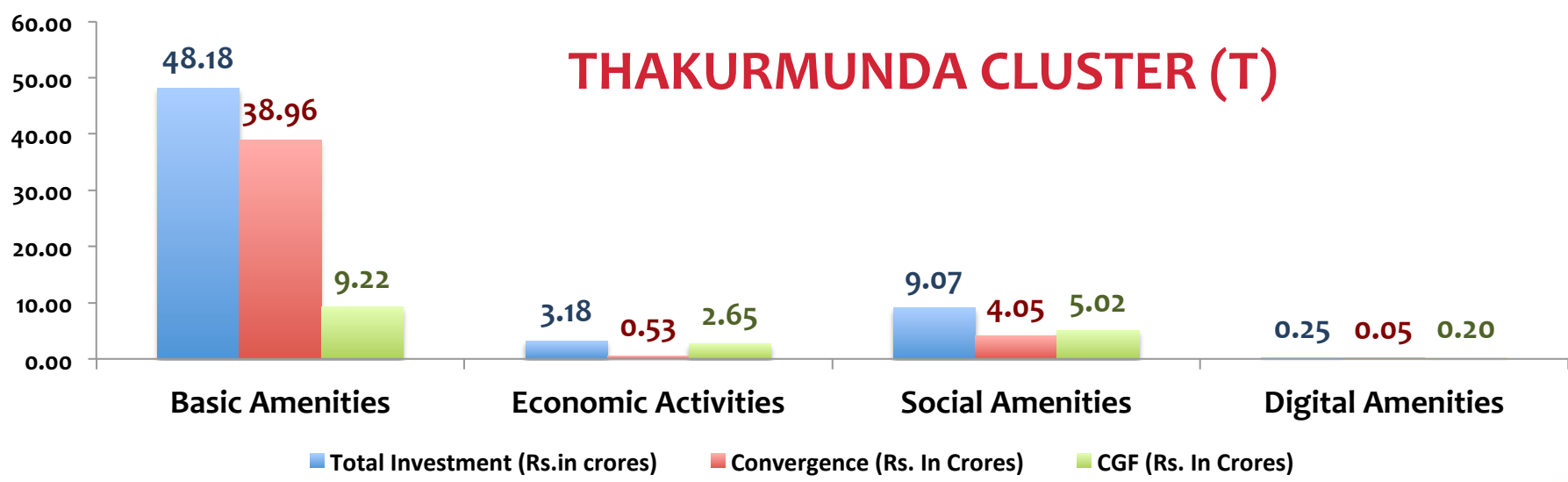
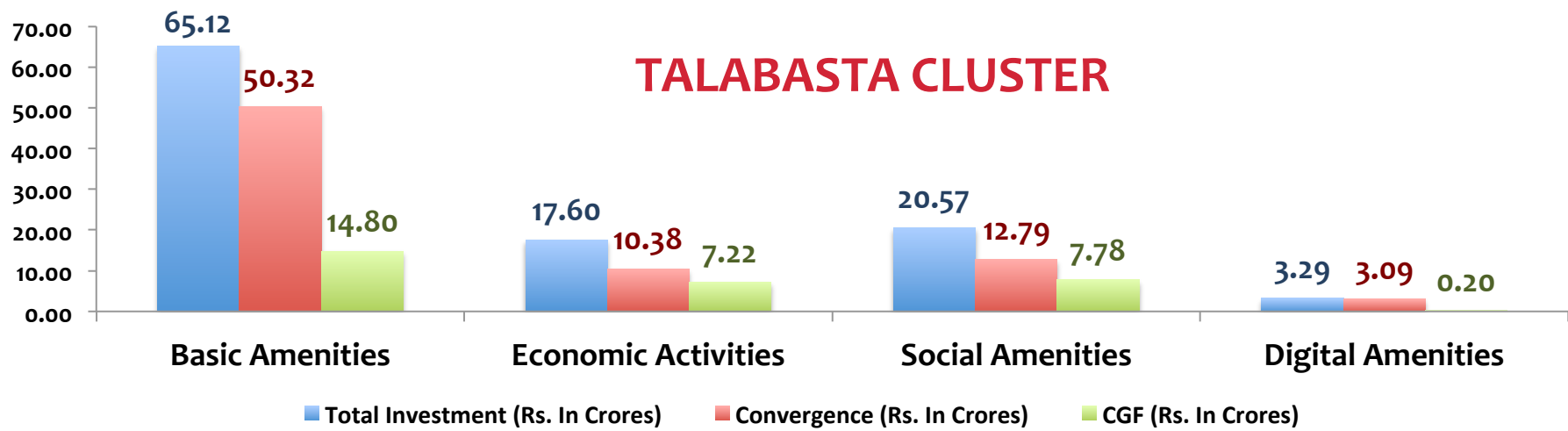
SAMASINGHA CLUSTER



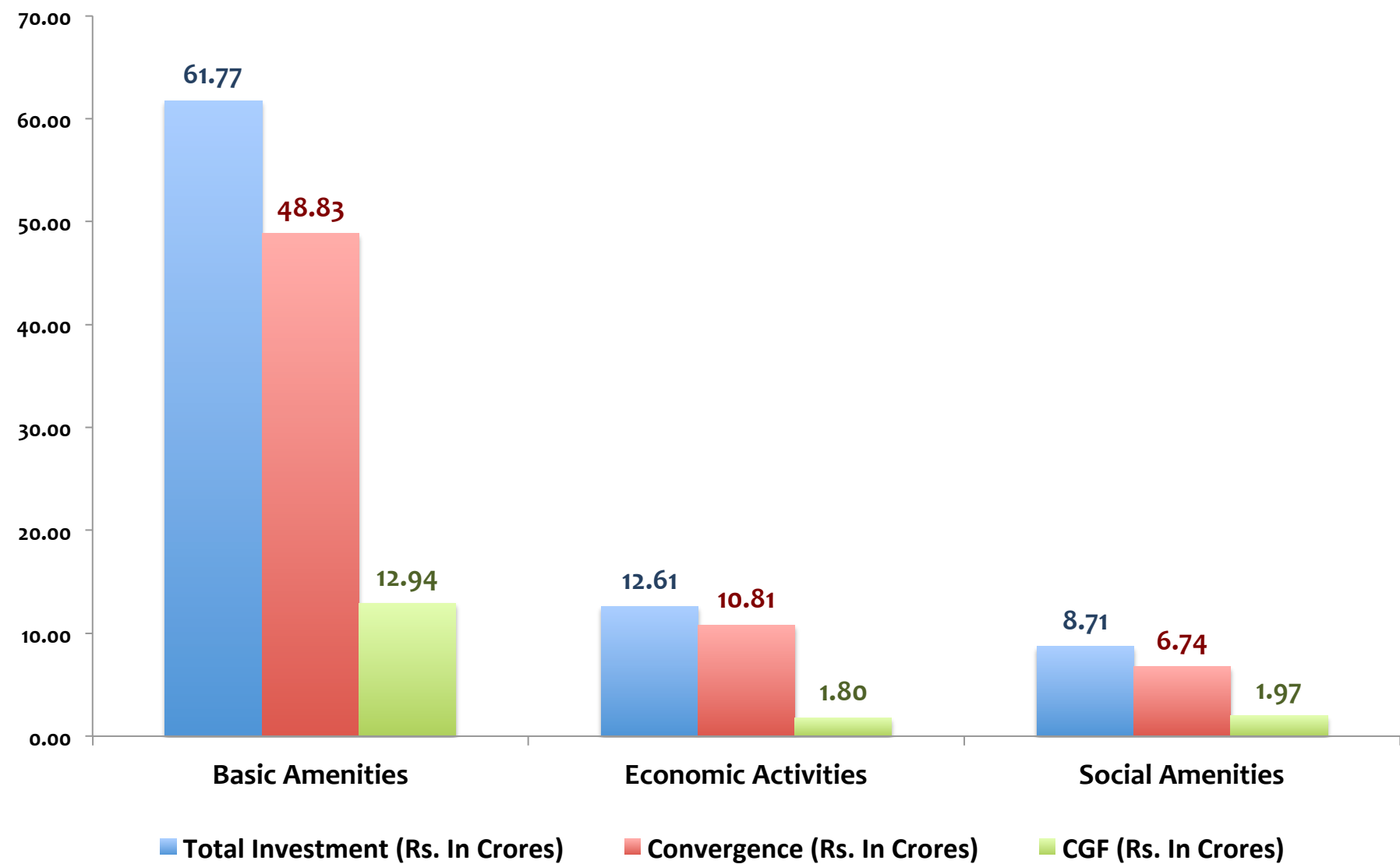
BANAPUR CLUSTER



Category wise Investment and CGF Phasing



Category wise Investment and CGF Phasing – UTKELA CLUSTER (T)



CONVERGENCE IDENTIFIED UNDER ICAPs of ODISHA

CONVERGENCE IN CLUSTER

	Name of the Schemes	Kolabira	Banapur	Banki	Thakurmunda	Utkela	Total
Drinking Water	Rural Water Supply & Sanitation	5.55	--	--	--	--	5.55
	National Rural Drinking Water Programme	--	26.01	14.65	--	--	40.66
	Central Finance Commission	--	--	--	0.10	--	0.10
	Gopabandhu Grameen Yojana	--	--	--	0.55	--	0.55
	State Plan	--	--	--	4.64	--	4.64
Inter Village Connectivity	Pradhan Mantri Gram Sadak Yojana	3.50	12.21	16.18	--	35.98	67.87
	State Finance Commission	22.26	--	0.24	--	--	22.50
	Water Resources Dept	--	2.04	--	--	--	2.04
	Gopabandhu Grameen Yojana	--	2.81	1.12	--	--	3.93
	Central Finance Commission	--	--	0.70	--	--	0.70
	State Plan	--	--	--	5.69	--	5.69
Village Street with Drains	Gopabandhu Grameen Yojana	7.09	--	0.85	0.39	1.30	9.63
	MGNREGS	6.91	--	--	--	3.60	10.51
	State Plan	--	6.64	--	--	--	6.64
	Central Finance Commission	--	--	0.21	0.66	--	0.87
	MLALAD	--	--	0.79	--	0.65	1.44
	Pradhan Mantri Gram Sadak Yojana	--	--	1.50	--	--	1.50
	State Finance Commission	--	--	0.25	--	--	0.25
	Biju Setu Yojana	--	--	--	0.30	--	0.30
	Western Odisha Devt Council	--	--	--	--	0.90	0.90
	Biju-KBK	--	--	--	--	1.20	1.20

CONVERGENCE IN CLUSTER

	Name of the Schemes	Kolabira	Banapur	Banki	Thakurmunda	Utkela	Total
Sanitation	Central Finance Commission	0.50	--	--	0.25	--	0.75
	Swachh Bharat Mission (Gramin)	--	8.01	8.21	6.19	4.74	27.15
Solid Waste Management	Central Finance Commission	0.24	--	0.23	--	0.16	0.63
	State Finance Commission	0.16	--	--	--	--	0.16
	MGNREGS	--	--	1.62	--	--	1.62
Street Light	Central Finance Commission	3.75	--	1.16	--	--	4.91
	State Finance Commission	1.25	--	0.24	--	--	1.49
	Deen Dayal Upadhyaya Gram Jyoti Yojana	--	0.85	--	--	--	0.85
	Gopabandhu Grameen Yojana	--	--	0.35	--	--	0.35
	Central Finance Commission	--	--	--	--	--	0.00
Public Transport	Central Finance Commission	0.10	--	--	--	--	0.10
	Gopabandhu Grameen Yojana	0.05	--	--	--	--	0.05
	State Finance Commission	0.10	--	--	--	--	0.10
	MLALAD	--	--	--	0.20	--	0.20
Electrification	Deen Dayal Upadhyaya Gram Jyoti Yojana	--	1.64	2.04	0.70	--	4.38
	BGJY	--	--	--	0.60	--	0.60
Housing	Pradhan Mantri Awas Yojana / Biju Pucca Ghar Yojana	--	13.20	3.17	17.56	--	33.93
Water Harvesting	PMKSY	--	2.35	--	--	--	2.35

CONVERGENCE IN CLUSTER

	Name of the Schemes	Kolabira	Banapur	Banki	Thakurmunda	Utkela	Total
Agri Services	Central Finance Commission	0.29	--	0.75	--	--	1.04
	Gopabandhu Grameen Yojana	0.75	--	0.27	--	--	1.02
	State Finance Commission	0.50	--	0.04	--	--	0.54
	MGNREGS	--	--	0.29	0.39	0.14	0.82
	MLALAD	--	--	0.05	--	--	0.05
	National Horticulture Mission	--	--	0.65	--	--	0.65
	PMKSY	--	--	2.13	--	--	2.13
	Rashtriya Krishi Vikas Yojana	--	--	1.52	--	--	1.52
	SDF	--	--	--	--	0.95	0.95
	Special Problem Fund	--	--	--	--	0.40	0.40
	Western Odisha Devt Council	--	--	--	--	0.40	0.40
Skill Development	State Finance Commission	0.45	--	--	--	--	0.45
	DDU-GKY	--	--	0.40	--	--	0.40
	Odisha Livelihood Mission	--	--	0.55	--	--	0.55
Commercial Infrastructure	Central Finance Commission	2.50	--	2.56	0.04	--	5.10
	State Finance Commission	1.00	--	0.50	0.09	--	1.59
	Industries Dept	--	0.50	--	--	--	0.50
Animal Husbandry	Central Finance Commission	--	--	0.02	--	--	0.02
	Rashtriya Krishi Vikas Yojana	--	--	0.31	--	--	0.31

CONVERGENCE IN CLUSTER

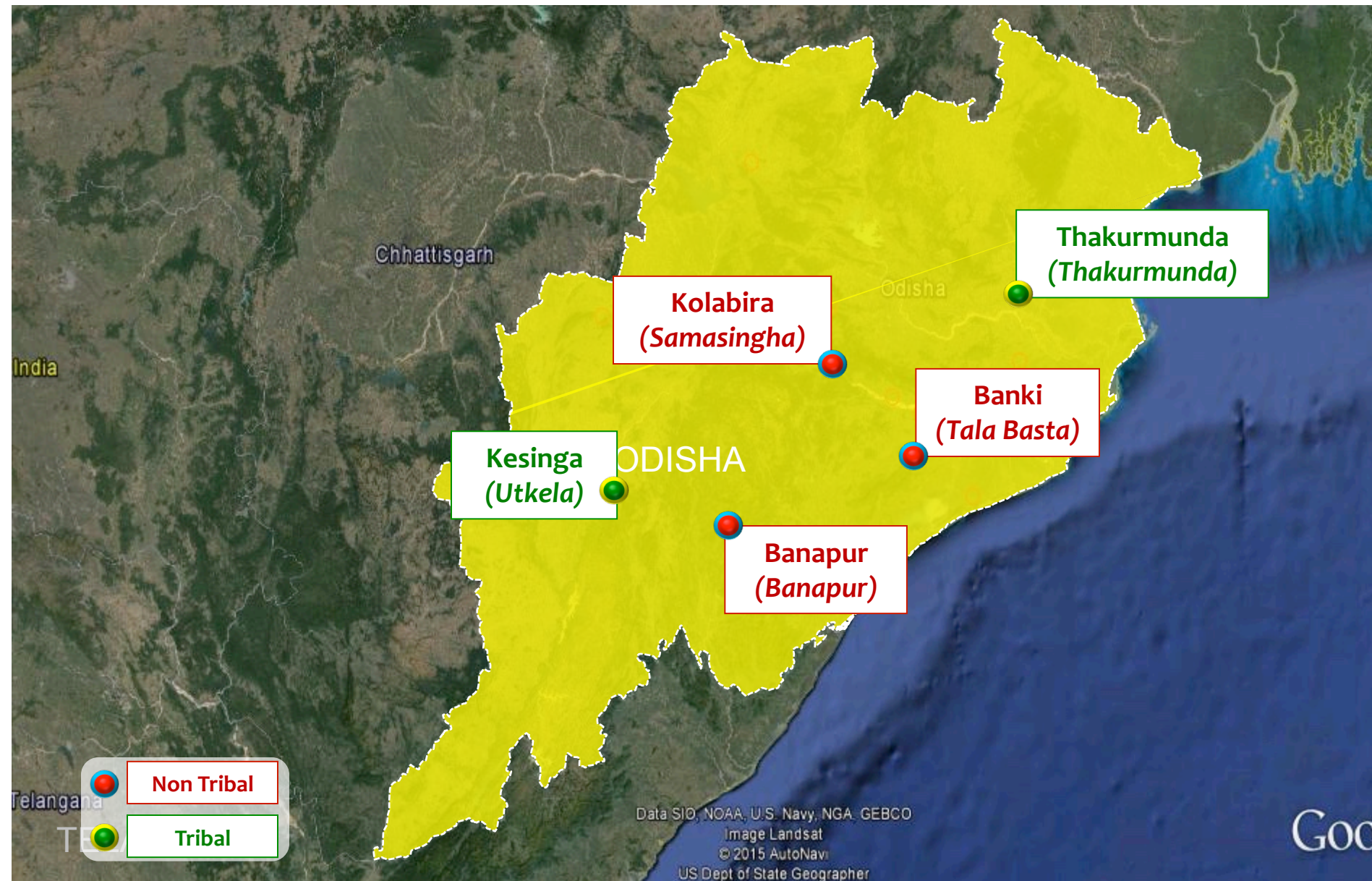
	Name of the Schemes	Kolabira	Banapur	Banki	Thakurmunda	Utkela	Total
Enterprise Development	Industry Dept	--	--	0.10	--	--	0.10
	National Horticulture Mission	--	--	0.10	--	--	0.10
	Odisha Livelihood Mission	--	--	0.15	--	--	0.15
Irrigation	Central Finance Commission	--	--	--	--	1.39	1.39
	Gopabandhu Grameen Yojana	--	--	--	--	0.40	0.40
	MGNREGA	--	--	--	--	1.80	1.80
	Pradhan Mantri Krishi Sinchayee Yojana	--	--	--	--	3.85	3.85
	Rural Infrastructure Development Fund (NABARD)	--	--	--	--	0.40	0.40
	State Finance Commission	--	--	--	--	1.09	1.09
Education	Gopabandhu Grameen Yojana	0.45	--	--	--	--	0.45
	State Finance Commission	0.80	--	--	--	--	0.80
	Sarva Siksha Abhiyan	--	0.95	0.76	1.60	3.10	6.41
	Integrated Child Development Scheme	--	--	1.92	--	--	1.92
	MGNREGS	--	--	0.84	--	--	0.84
	National Rural Drinking Water Programme	--	--	0.06	--	--	0.06
	Rashtriya Madhyamik Shiksha Abhiyan	--	--	0.32	--	--	0.32
	Swachh Bharat Mission (Gramin)	--	--	0.40	--	--	0.40

CONVERGENCE IN CLUSTER

	Name of the Schemes	Kolabira	Banapur	Banki	Thakurmunda	Utkela	Total
Health	Gopabandhu Grameen Yojana	0.20	--	--	--	--	0.20
	National Health Mission (Rural)	1.70	--	0.63	--	0.49	2.82
	MLALAD	--	--	0.10	--	--	0.10
	National Rural Drinking Water Programme	--	--	0.05	--	--	0.05
	State Plan	--	--	--	0.30	--	0.30
Sports Infrastructure	Central Finance Commission	0.68	--	0.16	--	--	0.84
	State Finance Commission	0.44	--	0.06	--	--	0.50
	State Plan	--	--	--	0.80	--	0.80
	MGNREGA	--	--	--	--	1.00	1.00
Social Infrastructure	Central Finance Commission	6.16	1.40	1.26	0.50	2.15	11.47
	MGNREGS	0.11	--	0.33	--	--	0.44
	State Finance Commission	6.48	--	0.35	0.50	--	7.33
	National Disaster Management Authority	--	1.00	2.40	--	--	3.40
	MLALAD	--	--	--	0.15	--	0.15
	MPLAD	--	--	--	0.20	--	0.20
Digital Amenities	Central Finance Commission	0.15	--	0.10	--	--	0.25
	State Finance Commission	0.20	--	--	--	--	0.20
	Digital India	--	0.20	0.10	--	--	0.30
Digital Literacy	DDUGKY	--	--	1.33	--	--	1.33
	Digital India Mission	--	--	0.51	--	--	0.51
	RMSA	--	--	1.05	--	--	1.05

OUTPUT-OUTCOME ANALYSIS

Clusters in Odisha



OUTPUT – OUTCOME ANALYSIS – SAMASINGHA CLUSTER

COMPONENT	OUTPUT (2016-17 to 2018-19)	OUTCOME (2020 to 2022)
Inter Village Connectivity	Construction of Black Top Roads, Improvement of Road from Single Lane to Two Lanes,	All weather connectivity to villages
Village street with drains	Construction of Cement Concrete Roads	Good quality village streets with covered drains for all streets
Socio-Cultural Infrastructure	Construction of Community Halls, Construction of Recreational Club, Construction of Community Park, Construction of Marriage Hall	Increased GP Revenue
Drinking Water	Provision of Household connections, Construction of Over Head Tanks, Extension of distribution lines, Installation of Pumps and allied infrastructure	24x7 piped water supply to all households
Street Light	Installation of LED Street Lights	Street lights as per IRC norms (every 30 m)
Agri Services	Renovation of existing canals, Renovation of ponds, Construction of check dams, Construction of godown	Increased use of Sustainable agricultural practices and improved agricultural yield in the cluster

OUTPUT – OUTCOME ANALYSIS – SAMASINGHA CLUSTER

COMPONENT	OUTPUT (2016-17 to 2018-19)	OUTCOME (2020 to 2022)
Health	Renovation of Infrastructure in existing facilities (boundary walls, drainage system etc), Provision of additional facilities (Labour room, OPD, Drinking Water Supply, Indoor Wards etc)	Access to state-of-the-art health facilities to all households within the cluster.
Sports Infrastructure	Construction of Stadium/Mini Stadium	Improvement in sports participation by children/youth
Education	Construction of Additional Class Rooms, Renovation of existing facilities (boundary walls etc)	State of the art infrastructure In all primary, secondary and higher secondary schools.
Sanitation	Construction of Toilets in Anganwadi, Construction of Public Toilets	100% coverage of toilets, ODF Cluster
Digital Amenities	Provision of Broad Band Connection	All GPs in the cluster to be digitally connected.
Skill Development	Construction of Skill Development Centre, Establishment of Science Laboratory	70% households with one beneficiary in each household with skills linked to Economic activities.
Public Transport	Construction of Bus Stops	Improved connectivity and better transportation facilities
Solid Waste Management	Provision of Solid Waste Management Facilities	Fully equipped solid and liquid waste management facility at the cluster level